



CITIZEN ADVISORY COMMITTEE AGENDA

Members: Lisa Baker (Winters), Olin Woods (Yolo County), Lulu Zhang (Davis), Patrick Guild (West Sacramento), Mollie D’Agostino (Woodland), Frank Reyes (At Large), Maria Elena Sepulveda (At Large), Valerie Green (At Large)

This Citizens Advisory Committee Meeting will be held in person at the location below. Members of the public who wish to participate remotely may use the zoom link or phone number below.

IN-PERSON INFORMATION

Meeting Date: Monday, May 11, 2026
Meeting Time: 6:00 PM
Meeting Place: Yolo Transportation District
350 Industrial Way
Woodland CA

ZOOM INFORMATION

Link: <https://us06web.zoom.us/j/87998424270>
Phone Number: 669 444 9171
Webinar ID: 879 9842 4270

All participants will be entered into the webinar as attendees.

YoloTD offers teleconference participation in the meeting via Zoom as a courtesy to the public. If no voting members of the YoloTD CAC are attending the meeting via Zoom, and a technical error or outage occurs with the Zoom feed or Zoom is otherwise disrupted for any reason, the YoloTD CAC reserves the right to continue the meeting without remote access.

Further instructions on how to electronically participate and submit your public comments can be found in the Public Participation Instructions note at the end of this agenda.

To submit a comment in writing, please email to public-comment@yctd.org and write “For CAC Public Comment” in the subject line. In the body of the email, include the item number and/or title of the item (if applicable) with your comments. All comments received by 4:00 PM on Monday, May 11, 2026 will be provided to the YoloTD Citizens Advisory Committee in advance and comments submitted during the meeting shall made part of the record of the meeting, but will not be read aloud or otherwise distributed during the meeting.

Estimated Time		Agenda Item	Information	Action Item
6:00 PM	1.	Call to Order, Roll Call		X
6:02 PM	2.	Comments from the public regarding matters NOT on the Agenda, but within the purview of YoloTD (Comments will be limited to two (2) minutes per person— please identify yourself and in which community you live before providing your comments)	X	

CONSENT CALENDAR

6:05 PM	3.	Approval of Minutes of CAC’s Regular Meeting on March 16, 2026 <i>(J.Marte, pp 6-9)</i>		X
---------	----	--	--	---

REGULAR CALENDAR

6:10 PM	4.	Receive and Provide Feedback on Preliminary Budget and Workplan for FY 2026-27 <i>(C. Fadrigo, A.Bernstein, pp 10-54)</i>		X
6:45 PM	5.	Administrative Reports <i>(A.Bernstein, p 55)</i> Discussion regarding subjects not specifically listed is limited to clarifying questions. A. CAC Members’ Reports B. Executive Director’s Report C. Long-Range Calendar	X	
7:00 PM	6.	Adjournment		X

I declare under penalty of perjury that the foregoing agenda was posted on or before Friday, May 8, 2026 at the Yolo Transportation District Office (350 Industrial Way, Woodland, California). Additionally, copies were FAXED or transmitted electronically to the Woodland, Davis, West Sacramento, and Winters City Halls, as well as to the Clerk of the Board for the County of Yolo.

J.Marte

Janeene Marte, Clerk of the Board

Public Participation Instructions

Members of the public shall be provided with an opportunity to directly address the committee on items of interest to the public that are within the subject matter jurisdiction of the CAC. Depending on the length of the agenda and number of speakers, the Chair reserves the right to limit the time each member of the public is allowed to speak to three minutes or less.

ON ZOOM:

If you are joining the meeting via Zoom and wish to make a comment on an item, click the "raise hand" button. If you are joining the webinar by phone only, press *9 to raise your hand. Please wait for the host to announce the comment period has opened and indicate that you wish to make a comment at that time. The Clerk of the Board will notify the Chair, who will call you by name or phone number when it is your turn to comment.

IN ADVANCE OF THE MEETING:

To submit a comment in writing, please email public-comment@yctd.org. In the body of the email, include the agenda item number and title with your comments. Comments submitted via email during the meeting shall be made part of the record of the meeting but will not be read aloud or otherwise distributed during the meeting. To submit a comment by phone in advance of the meeting, please call 530-402-2819 and leave a voicemail. Please note the agenda item number and title with your comments. All comments received by 4:00 PM on Monday May 11, 2026, will be provided to the CAC in advance.

Americans With Disabilities Act Notice

If requested, this agenda can be made available in appropriate alternative formats to persons with a disability, as required by Section 202 of the Americans with Disabilities Act of 1990 and the Federal Rules and Regulations adopted in implementation thereof. Persons seeking an alternative format should contact Yolo Transportation District for further information. In addition, a person with a disability who requires a modification or accommodation, including auxiliary aids or services, to participate in a public meeting should telephone or otherwise contact Yolo Transportation District as soon as possible and preferably at least 24 hours prior to the meeting. We may be reached on (530) 402-2819, via email at public-comment@yctd.org or at the following address: 350 Industrial Way, Woodland, CA 95776.

VISION, VALUES AND PRIORITIES



Vision Statement

The vision statement tells us what we intend to become or achieve.

Provide seamless, sustainable mobility solutions to help Yolo communities thrive.



Core Values

A core value describes our individual and organizational behaviors and helps us to live out our vision.

- We are transparent, inclusive and accountable to the public, stakeholders and partner agencies
- We are committed to addressing inequities and improving outcomes for our most vulnerable communities
- We prioritize environmental sustainability and climate resilience
- We value efficiency, innovation and responsible stewardship of public funds

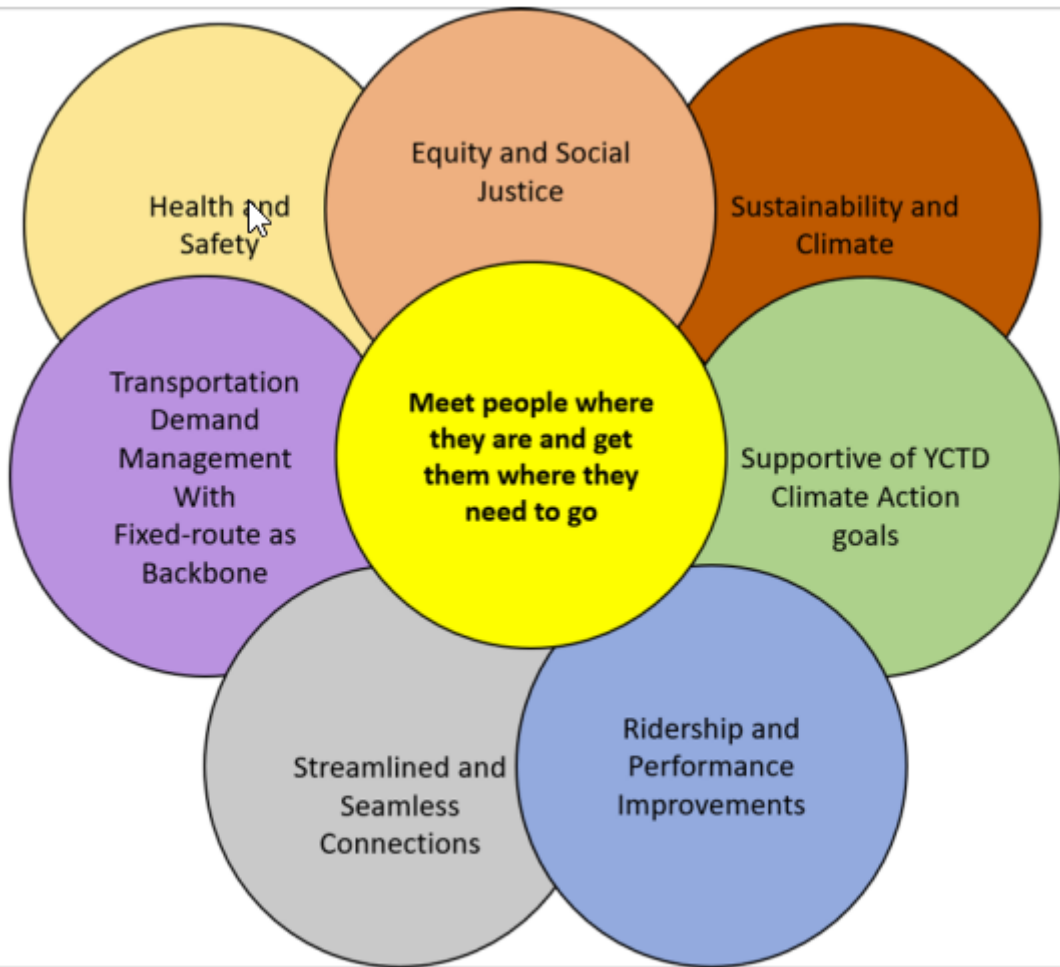


District-Wide Priorities

Priorities align our vision and values with our implementation strategies.

1. Provide transit service that is faster, more reliable and convenient.
2. Partner with member jurisdictions, community-based organizations and local, regional, state and federal agencies to identify and address the current and evolving mobility needs of Yolo County.
3. Coordinate, plan and fundraise to deliver a full suite of transportation projects and programs.

YoloTD Citizens Advisory Committee Framework





STAFF REPORT

TOPIC	ITEM NUMBER
Approve Meeting Minutes for Regular Meeting of March 16, 2026	3 Action May 11, 2026 CAC

PREPARED BY:	J.Marte
ATTACHMENTS:	A. Minutes

STAFF RECOMMENDATION(S)

Approve Minutes for the Regular Meeting of March 16, 2026

BACKGROUND

The Yolo Transportation District (YoloTD) Citizens Advisory Committee holds regular meetings in compliance with the Brown Act and public records laws. Those meetings are recorded in minutes, which are to be retained, in perpetuity, in the YoloTD archives.

The purpose of this item is to approve minutes of the Citizens Advisory Committee meeting for the historical preservation and posterity for future generations to understand the valuable work considered and accomplished by YoloTD.



CITIZENS ADVISORY COMMITTEE MEETING MINUTES

March 16, 2026, at 6:00 p.m.
Yolo Transportation District Board Room
350 Industrial Way, Woodland, CA

1. Roll Call - Determination of Quorum

Chair Baker called the meeting to order at 6:00 p.m.

Committee Members Present:

Lisa Baker, Chair (Winters)
Lulu Zhang (Davis)
Olin Woods (Yolo County)
Frank Reyes (At Large)
Valerie Green (At Large)
Maria Elena Sepulveda (At Large)

Committee Members Absent:

Mollie D'Agostino (Woodland)

Staff Present:

Autumn Bernstein, Executive Director
Brian Abbanat, Director of Planning
Lola Torney, Senior Transportation Planner
Brenda Lomeli, Associate Transportation Planner

2. General Public Comment

Chair Baker called for General Public Comment

No General Public Comment

3. Consent Calendar

3. Approve CAC Minutes for Regular Meeting of January 27, 2026

Motion: Committee Member Woods made a motion to approve Consent Calendar items. Motion was seconded by Committee Member Sepulveda. The motion was approved by vote of 5 Yes/0 No.

Regular Calendar

4. Appoint Chair and Vice-Chair for 2026

This item was heard following Item 5 to allow for additional Committee Member to arrive.

Chair Nominations:

Chair Baker opened the floor for nominations for Chair for 2026. Committee Member Woods nominated Chair Baker to continue serving as Chair. The nomination was seconded by Committee Member Reyes and Chair Baker accepted the nomination. Chair Baker was appointed Chair for 2026 by a vote of 6 Yes / 0 No.

Vice Chair Nominations:

Chair Baker opened the floor for Vice Chair nominations. Committee Member Zhang nominated herself for Vice Chair. Hearing no second, Chair Baker called for additional nominations. Committee Member Woods nominated Committee Member Reyes for Vice Chair. The nomination was seconded by Chair Baker, and Committee Member Reyes accepted the nomination.

Chair Baker called for Public Comment

No General Public Comment

Both nominees addressed the Committee regarding their interest in serving as Vice Chair. A roll call vote was conducted for Committee Member Zhang, and the nomination did not pass by a vote of 1 Yes / 5 No. A roll call vote was then conducted for Committee Member Reyes, who was appointed Vice Chair for 2026 by a vote of 5 Yes / 1 No.

Seeing no further comments or questions from the Committee members, Chair Baker closed discussion on the item.

5. Yolo Active Transportation Corridors (YATC) Draft Plan

Director of Planning Abbanat and Associate Planner Lomeli presented the Yolo Active Transportation Corridors (YATC) Draft Plan. The presentation included an overview of the draft plan, implementation strategy, next steps, and upcoming presentations to partner agencies and advisory bodies.

Associate Planner Lomeli and Director of Planning Abbanat responded to questions from the Committee regarding the draft plan and implementation strategy.

Chair Baker called for Public Comment

No General Public Comment

Seeing no further comments or questions from the Committee members, Chair Baker closed discussion on the item.

Motion: Committee Member Woods made a motion to approve Item 5. Motion was seconded by Committee Member Sepulveda. The motion was approved by vote of 6 Yes/0 No.

8. Administrative Reports

A. CAC Members' Reports

B. Executive Director's Reports

Executive Director Bernstein provided a verbal report and updates on District activities.

C. Long-Range Calendar

Executive Director Bernstein reviewed the Long-Range Calendar

10. Adjournment

Seeing no further business, Chair Baker adjourned the meeting at 7:27 pm.

Respectfully Submitted, Janeene Marte, Clerk of the Board



STAFF REPORT

TOPIC	ITEM NUMBER
<p align="center">Receive and Provide Feedback on Preliminary Budget and Workplan for FY 2026-27</p>	<p align="center">4</p> <p align="center">Information May 11, 2026 CAC</p>

<p>PREPARED BY: ATTACHMENTS:</p>	<p>C. Fadrigio, A. Bernstein A. Draft Preliminary FY 2026-27 Budget B. Proposed FY 2026-27 Workplan</p>
--------------------------------------	---

STAFF RECOMMENDATION(S)

Receive the Preliminary Budget and Workplan for FY 2026-27 and provide feedback and input for the consideration of the YoloTD Board of Directors.

BACKGROUND

Yolo Transportation District operates on a fiscal year calendar (July 1- June 30). Prior to the start of the new fiscal year, the agency prepares an annual budget and workplan. The workplan identifies major priorities for the coming fiscal year. The budget identifies the projected expenses and revenues to accomplish those priorities, along with ongoing Yolobus operations and maintenance.

Process and Timeline for Approval of FY 2026-27 Budget & Workplan

The process for soliciting input and finalizing the Budget and Workplan is outlined below.

April 30: Preliminary Budget & Workplan shared with YoloTD member jurisdictions via email

May 4: Technical Advisory Committee (TAC) meetings to receive and provide feedback

May 11: Citizens Advisory Committee (CAC) meetings to receive and provide feedback

May 18: YoloTD Board receives and provides feedback on Preliminary Budget & Workplan

May 29: Deadline for YoloTD member jurisdictions to share any requested changes in writing

June 8: Board approve Preliminary Budget & Workplan

- *Any changes requested by member jurisdictions are presented to the Board at this meeting*

July 13 - If needed: Board approves Final Budget & Workplan

This process and timeline comply with the requirements identified in YoloTD's adopted bylaws.

DISCUSSION

Proposed Workplan

The workplan for next fiscal year includes a number of continuing priorities, as well as a handful of new priorities. The workplan is organized by department and forms the basis for individual staff workplans within each department. It focuses exclusively on major goals and initiatives. Ongoing, routine staff work is not included.

New initiatives for FY 2026-27 include:

- Manage transition to new Transit Operations contract.
- Prepare a Countywide Transportation Improvement Plan to identify regionally significant capital projects in Yolo County, estimate funding need for maintenance and operation of the transportation system (including streets and roads, highways, transit and bike/ped trails) to improve coordination and funding competitiveness among Yolo County agencies.
- Procure a new, integrated transit technology platform to modernize dispatch, trip booking and real-time passenger information across all three services (Yolobus, BeeLine and paratransit).

- Improve paratransit management and cost containment through improved application and eligibility verification process and updating policies and zones where rides are available.
- New quarterly KPI reporting aligned with SRTP goals and MV contract requirements, and prepare quarterly reports to better manage trends.
- Improved financial analysis and cost allocation processes.
- Board of Directors outing on Route 42 and BeeLine to experience the service, visit points of interest such as the new Woodland transfer point and interact firsthand with Yolobus passengers and bus operators.

Continuing multi-year priorities include:

- Educate, engage and collaborate with local and regional stakeholders to address potential future transit funding shortfalls and identify solutions to address the fiscal cliff for transit.
- Final approval and phased implementation of the Short-Range Transit Plan
- Continue working with Caltrans and the Capitol Area Regional Tolling Authority to deliver the Yolo 80 Managed Lanes project.
- Complete design and construction for a new transit transfer point in downtown Woodland to replace the County Fair Mall.
- Yolo Active Transportation Corridors (YATC) plan: complete design work for priority segments (Woodland – Davis and Esparto-Madison)
- Complete Capital Improvement Plan and Zero Emission Fleet Transition Plan.
- Transition to new tap-to-pay and mobile payment methods and phase out Connect Card.

Preliminary Budget

A digital copy of the Preliminary FY 2026-27 budget was sent via email to the YoloTD member jurisdictions on April 30. A copy is also included with this packet.

The preliminary operating budget for FY 2026-27 totals \$27.7 million for combined Administration, Fixed Route, Microtransit, and Paratransit operations. This represents a \$6,142,540 (29%) increase compared to FY 2025-26. The increase includes \$3.4 million in

non-recurring operating expenses, consisting of planning and multimodal initiatives (\$1.3M), major vehicle maintenance (\$1.5M), and new transit contractor start-up costs (\$0.6M).

The preliminary FY 2026-27 budget for multiyear capital and planning projects totals \$6.3 million, including \$6.1 million in prior year appropriations carried forward and \$193,000 in new appropriations proposed for FY 2026-27. This represents a decrease of approximately \$10 million (61%) from FY 2025-26, primarily due to project estimate revisions and the defunding or completion of certain projects, totaling approximately \$1.7 million in adjustments.

A. Budget Highlights

Transit service: The FY 2026-27 budget restores Route 220 and reduces one Microtransit vehicle beginning in late January 2027. All other transit services maintain current service levels.

Contracted Transportation: Transit service costs reflect the new contracted transportation rate structure, including total start-up cost of \$1,001,237, of which \$611,000 will be paid in FY 2026-27 and \$390,237 in FY 2025-26.

Under the new contract, paratransit transit costs are based on billable service hours and an annual fixed fee; the new contract adds a cost-per-mile component. Microtransit services are currently billed based on service hours only; the new contract introduces both a cost-per-mile charge and an annual fixed fee.

Non-Recurring Operating Revenues and Expenses: For improved transparency, the budget distinguishes non-recurring operating revenues and expenses from ongoing operating activities. This change better reflects funding sources that are temporary or one-time in nature, as well as significant costs that are not expected to continue in future years. These expenses represent one-time initiatives or previously deferred operating needs that must be addressed at this time.

In the FY 2026-27 preliminary budget, non-recurring operating revenues consist primarily of SB 125 funding from both Cycle 2 and Cycle 3. Non-recurring operating expenses include planning and multimodal initiatives, major vehicle maintenance, and new transit contractor start-up costs. Additional detail on certain non-recurring operating projects is provided in the capital tables in Section 2.

YoloTD is currently finalizing a new Short Range Transit Plan, which will make changes needed to improve service and respond to changing funding levels over the next 5-7 years.

The plan is currently undergoing a final round of outreach on service reduction scenarios, and is slated to return to the Board of Directors for action in Fall 2026. The majority of resulting service changes are anticipated to take effect in FY 2027-28 to coincide with the opening of the new Woodland Transfer Point.

Staffing: The FY 2026-27 reflects the elimination of one full-time equivalent position (Finance and Administrative Assistant). A 2.72% Cost of Living (COLA) Adjustment is included in this budget, pending Board approval.

Capital Projects: This budget continues to support the YoloTD's ongoing investment in fleet, facilities, technology, and long-term system planning. The FY 2026-27 preliminary budget includes new appropriations for projects, continued funding projects carried over from prior years, and annual capital reserve contributions to prepare for future needs. Project budgets reflect updated cost estimates, revised schedules and evolving operational needs, including adjustments to certain fleet procurements.

The preliminary budget identifies \$5.4 million in proposed new appropriations for multi-year capital and planning projects, along with annual capital reserves contributions. These reserve contributions represent the amounts YoloTD believe should be set aside, when unrestricted funds are available, to prepare for future major repairs and asset replacements.

In addition, Section 2.4 tables reflect approximately \$1.1 million in non-recurring operating expense projects. While these projects are presented within the capital program for tracking purposes, they are budgeted and reported as **non-recurring operating expenses** within the operating budget.

Major multiyear projects include the Yolo 80 Managed Lanes Tolling Advance Planning Project, the Yolo Active Transportation Corridors (YATC) project, the Zero Emission Fleet Transition Plan and establishing a new Woodland Transit Center.

Table 3 - Summary of FY2026-27 Multi-year Capital and Planning Project Budgets

Table 2.4. Summary of Ongoing YoloTD Multi-year Capital and Planning Projects

Summary of Capital and Planning Project Tables	FY 25-26 Carryforward	FY 26-27 Appropriation	Totals
Table 2.1. New YoloTD Multi-year Capital and Planning Projects with FY 2026-27 Appropriations	\$ -	\$ 1,488,700	\$ 1,488,700
Table 2.2. Ongoing YoloTD Multi-year Capital and Planning Projects with FY 2025-26 Carryforwards and FY 2026-27 Appropriations	\$ 1,240,445	\$ 761,213	\$ 2,001,658
Table 2.3. Ongoing YoloTD Multi-year Capital and Planning Projects with FY 2025-26 Carryforwards Only	\$ 5,011,424	\$ (1,130,000)	\$ 3,881,424
Total, FY 2026-27 Proposed Multi-Year Project Budget	\$ 6,251,869	\$ 1,119,913	\$ 7,371,782
Administration (AD)	\$ 360,000	\$ -	\$ 360,000
Fixed Route (FR)	\$ 3,871,005	\$ 754,419	\$ 4,625,424
Microtransit (MT)	\$ -	\$ -	\$ -
Paratransit (PT)	\$ 1,300,000	\$ (1,130,000)	\$ 170,000
IT and Bus Technology (IT)	\$ -	\$ 109,000	\$ 109,000
Multi-Modal (MM)	\$ 720,864	\$ 827,794	\$ 1,548,658
Reserves Funding (YT)	\$ -	\$ 558,700	\$ 558,700
Total, FY 2026-27 Proposed Multi-Year Project Budget by Program	\$ 6,251,869	\$ 1,119,913	\$ 7,371,782
Non-recurring operating expense projects funded with LTF (FY 2026-27)	\$ -	\$ -	\$ -
(NEW) FR-13 Zero Emission Bus (ZEB) Electrification Infrastructure	\$ -	\$ 187,000	\$ 187,000
(NEW) MM-04 Countywide Travel Behavior Survey	\$ -	\$ 57,000	\$ 57,000
FR-11 Downtown Woodland Transit Center	\$ -	\$ 302,000	\$ 302,000
MM-01 Yolo Active Transportation Corridors	\$ 68,432	\$ 380,794	\$ 449,226
FR-03 Short Range Transit Plan	\$ 33,216	\$ -	\$ 33,216
MM-03 Yolo 80 Tolling Advanced Planning	\$ 67,000	\$ -	\$ 67,000
Total, FY 2026-27 LTF funding of Non-recurring operating expenses	\$ 168,648	\$ 926,794	\$ 1,095,442
Roll-up to FY 2026-27 Budget Overview Table:	FY 25-26 Carryforward	FY 26-27 Appropriation	Totals
Administration (AD)	\$ 360,000	\$ -	\$ 360,000
Fixed Route (FR)	\$ 3,837,789	\$ 265,419	\$ 4,103,208
Microtransit (MT)	\$ -	\$ -	\$ -
Paratransit (PT)	\$ 1,300,000	\$ (1,130,000)	\$ 170,000
IT and Bus Technology (IT)	\$ -	\$ 109,000	\$ 109,000
Multi-Modal (MM)	\$ 585,432	\$ 390,000	\$ 975,432
Reserves Funding (YT)	\$ -	\$ 558,700	\$ 558,700
FY 2026-27 Capital & Planning projects	\$ 6,083,221	\$ 193,119	\$ 6,276,340

B. State Transit Assistance and Local Transportation Fund (STA/LTF) Funding

The California Transportation Development Act of 1971 is the cornerstone of state transit funding in California, providing flexible funding for transit operations, maintenance and capital needs. Because federal transit funding requires a local match, TDA funds are essential to ensuring YoloTD is eligible to receive our federal funds.

YoloTD receives two types of TDA funds: State Transit Assistance (STA) and Local Transportation Fund (LTF).

Local Transportation Fund (LTF), is derived from a ¼ cent of the general sales tax collected statewide and is California’s largest transit funding program. These funds are prioritized for transit. However, providing certain conditions are met, counties with a population under 500,000 may also use the LTF for local streets and roads, construction and maintenance. Specifically, if there are no “unmet transit needs” in the County, those funds can be retained and repurposed by the local jurisdictions for other transportation priorities, such as local street and road maintenance.

State Transit Assistance (STA) is derived from a tax on diesel fuel. Statute requires that 50% of STA funds be allocated according to population and 50% be allocated according to transit operator revenues from the prior fiscal year. STA funds can only be used for transit.

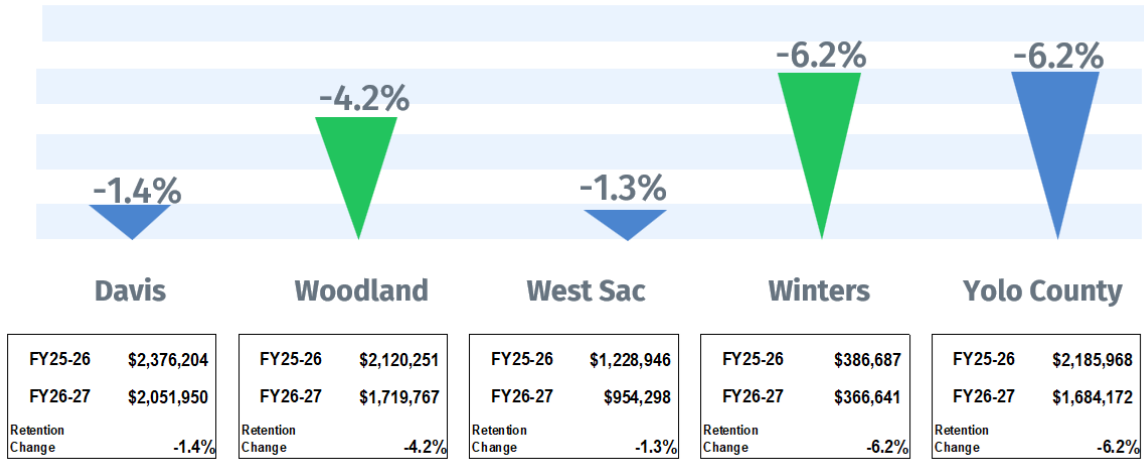
It is SACOG’s responsibility to allocate TDA funds to Yolo County, and to determine whether there are any unmet transit needs.

The total State Transit Assistance (STA) and Local Transportation Fund (LTF) funding available to Yolo County in FY 2026-27 is \$16.9 million, representing a 5.8% decrease from FY 2025-26 as shown in Figure 1. The annual STA and LTF apportionments reflect declines of 9.1% and 5.3%, respectively.

Figure 1: FY2026-27 STA and LTF Change in Allocations as compared to prior year

State Transit Assistance (STA) and Local Transportation Funds (LTF)

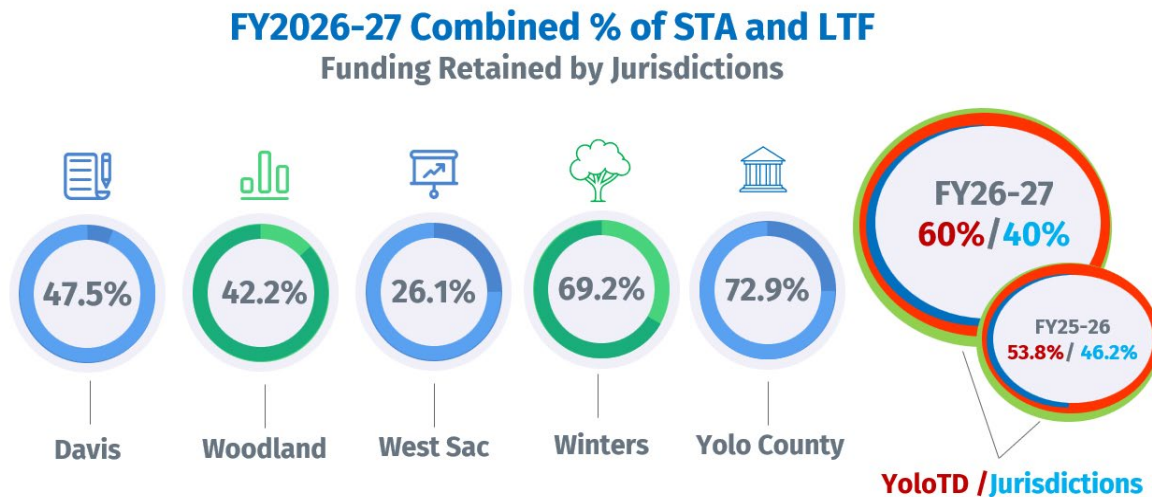
Change in Retention Share as compared to FY 2025-26



The budget assumes YoloTD will use \$2 million in STA funding and \$8.1 million in LTF funding, for a total of \$10.2 million. This represents a 5% increase over FY 2025-26, leaving \$6.8 million of LTF funds for jurisdictions to use for other purposes (a total decrease of 18.3%, as shown in Table 1.1c of the attached budget).

Figure 2 displays the combined percentage of STA and LTF funding retained by each jurisdiction. YoloTD retains approximately 60% of the combined STA/LTF allocation for Yolo County.

Figure 2: FY2026-27 STA and LTF Percentages Retained by Jurisdictions



C. Five-Year Outlook

The FY 2026-27 preliminary budget reflects a balanced operating plan that incorporates the new transit contract pricing structure. The operating budget includes non-recurring operating expenses related to major vehicle maintenance, new transit contractor start-up costs, and local match for grant-funded planning and capital projects.

Funding in FY 2026-27 relies in part on one-time revenue sources, including Senate Bill 125 funding from Cycles 2 and 3, as well as accumulated prior-year apportionments of Federal Transit Assistance (FTA) 5307 Urbanized Area (UZA) funds allocated for Woodland, West Sacramento and Davis transit services. The Five-year Outlook for FY 2027-28 through FY 2030-31 incorporates annual contract escalators and operating cost assumptions, including personnel costs (2% annually), fuel and fuel station operations (3%), insurance (3%) and other operating expenses (2%). Transit service levels proposed for FY 2026-27 are assumed to remain constant throughout the five-year projection period.

Next Steps

The CAC is requested to provide comments, questions, and feedback on the Preliminary Budget to YoloTD staff. This feedback will be shared with the Board as part of the staff's presentation on the Preliminary Budget.



DRAFT

PRELIMINARY BUDGET & WORKPLAN

FISCAL YEAR 2026-2027

MAY 11, 2026

Contents

Introduction from the Executive Director	2
Budget Overview	3
Section 1.1 Administration Operating Budget	4
Section 1.2 Fixed Route Annual Operating Budget and Service Levels	8
Section 1.3 Microtransit (BeeLine) Annual Operating Budget	12
Section 1.4 Paratransit Annual Operating Budget	14
Section 2: Capital and Planning Projects	18
Section 3: Five-Year Operating Budget Outlook	Error! Bookmark not defined.
Section 4: Highlights of Annual Workplan	27

Introduction from the Executive Director

Coming soon!

Budget Overview

The Yolo County Transportation District (YoloTD) provides fixed route, microtransit and paratransit services within Yolo County and between Yolo County and the City of Sacramento. YoloTD is also responsible for multi-modal transportation planning within Yolo County. The YoloTD Budget for Fiscal Year 2026-2027 (beginning July 1, 2026 and ending June 30, 2027), consists of the following:

FY 2026-27 YoloTD Budget Overview Table

Multi-Year Capital Projects					
Program	FY 26-27 Operating	FY 25-26 Carryforward	FY 26-27 Appropriations	FY 26-27 Capital Projects	FY 26-27 Proposed
Administration	\$ 3,757,402	\$ 360,000	\$ -	\$ 360,000	\$ 4,117,402
Fixed Route	\$ 17,400,652	\$ 3,837,789	\$ 265,419	\$ 4,103,208	\$ 21,503,860
Microtransit	\$ 3,179,938	\$ -	\$ -	\$ -	\$ 3,179,938
Paratransit	\$ 3,355,556	\$ 1,300,000	\$ (1,130,000)	\$ 170,000	\$ 3,525,556
IT & Bus Tech	\$ -	\$ -	\$ 109,000	\$ 109,000	\$ 109,000
Multi-Modal	\$ -	\$ 585,432	\$ 390,000	\$ 975,432	\$ 975,432
Reserves Funding	\$ -	\$ -	\$ 558,700	\$ 558,700	\$ 558,700
Total	\$ 27,693,548	\$ 6,083,221	\$ 193,119	\$ 6,276,340	\$ 33,969,888

FY 2025-26 Budget	\$21,551,008			\$5,498,200	\$27,049,208
Change	\$6,142,540			\$778,140	\$6,920,680
Percent Change	29%			14%	26%

Administration Operating Budget

Table 1.1a shows the proposed \$3.6 million FY 2026-27 Administration budget, which includes labor costs, other central administrative expenses, and the costs and revenues associated with selling fuel to outside users at our compressed natural gas (CNG) refueling station.

The proposed Administration budget represents an increase of \$130,749 (4%) compared to the FY 2025-26 budget, including the following:

- The net increase in salary and benefit costs \$74,871,000 (3%). This increase reflects the following changes from last year:
- 3.8% increase in salary to account for anticipated COLA adjustment of 2.72% - pending Board approval – and step increases.
- 13% increase in benefit costs. YoloTD participates in the CalPERS system. The benefits budget continues to reflect the expectation that YoloTD’s retiree health benefits will not draw upon the operating budget, thanks to investment earnings on YoloTD’s retiree health benefit trust fund.
- The proposed staffing shown in Table 1.1b anticipates the elimination of one vacant full-time-equivalent position for the upcoming fiscal year.
- \$0.1 million decrease based on actual spending (Technology, Other Professional Services/Consulting, Furniture and Fixtures, Facilities Maintenance and Membership), as well as reclassifying expenses to appropriate expense line items.
- \$53 thousand increase budgeted for staff training and travel (Executive Team, Transit Operations and Planning)
- \$38 thousand increase budgeted in non-recurring operating expenses for the Admin building repairs and maintenance, as well as implementation costs for CivicPlus, a digital platform for Brown Act-compliant and accessible Board agenda and meeting management.

The revenues supporting the Administration budget consist primarily of:

- \$2.2 million in Transportation Development Act State Transit Assistance and Local Transportation Fund (STA/LTF) revenues, representing a 62% increase compared to FY 2025-26. This increase offsets the reprogramming of Cache Creek Casino Transit Subsidy funds described below. Table 1.1c provides further details.
- An Increase of \$0.6 million in Yocha Dehe Wintun Nation/Cache Creek Casino Transit Subsidy Funds compared to FY 2025-26. Greater utilization of SB 125 Cycles 1 & 2 funding for transit operations allows these subsidy funds to be redirected to support the Administration operating budget.
- Other general revenues available to support agency operations, including low carbon and renewable energy credits, outside fuel sale royalties, advertising revenue, and interest earnings.

Table 1.1a. Annual Operating Budget - Administration

Administration Operating Revenues	Final FY 25-26	Draft FY 26-27	Change	Percent Change
State Transit Assistance (STA)	\$ 2,253,143	\$ 2,049,079	\$ (204,064)	-9%
Local Transportation Funds (LTF)	\$ 439,035	\$ 214,140	\$ (224,895)	-51%
Cache Creek Casino Transit Subsidy Funds	\$ 436,475	\$ 1,044,183	\$ 607,708	139%
Low Carbon/Renewable Energy Credits	\$ 120,000	\$ 120,000	\$ -	-
Net Outside Fuel Sales	\$ 150,000	\$ 150,000	\$ -	-
Interest Revenue	\$ 150,000	\$ 125,000	\$ (25,000)	-17%
Advertising Revenue	\$ 50,000	\$ 55,000	\$ 5,000	10%
State of Good (SGR) Repair	\$ 28,000	\$ -	\$ (28,000)	-100%
Total Administration Operating Revenues	\$ 3,626,653	\$ 3,757,402	\$ 130,749	4%

Administration Operating Expenses	Final FY 25-26	Draft FY 26-27	Change	Percent Change
Regular Employee Salaries	\$ 2,083,153	\$ 2,003,994	\$ (79,159)	-3.8%
Intern/Temp Employee Salaries	\$ 100,000	\$ 127,872	\$ 27,872	27.9%
Overtime	\$ 20,000	\$ 20,000	\$ -	-
Employee Salaries allocated to Projects/Services	\$ (100,000)	\$ (120,000)	\$ 20,000	-20%
Subtotal Salaries	\$ 2,103,153	\$ 2,031,866	\$ (31,287)	-1%
PERS Employer Contribution	\$ 244,000	\$ 305,089	\$ 61,089	25%
PERS UAL Payment	\$ 208,000	\$ 214,722	\$ 6,722	3%
Health Insurance Employer Contribution	\$ 315,000	\$ 350,000	\$ 35,000	11%
Medicare Contribution	\$ 32,000	\$ 31,202	\$ (798)	-2%
Other Employee Benefits	\$ 32,178	\$ 42,322	\$ 10,144	32%
Employee Benefits allocated to Projects/Services	\$ (30,000)	\$ (36,000)	\$ (6,000)	20%
Subtotal Benefits	\$ 801,178	\$ 907,335	\$ 106,157	13%
Subtotal Personnel Costs	\$ 2,904,331	\$ 2,939,202	\$ 74,871	3%
Technology	\$ 53,000	\$ 49,300	\$ (3,700)	-7%
Marketing & Communications	\$ 25,000	\$ 48,500	\$ 23,500	94%
Legal Services	\$ 65,000	\$ 70,000	\$ 5,000	8%
Employee Training	\$ 15,000	\$ 68,000	\$ 53,000	353%
Utilities	\$ 70,000	\$ 73,000	\$ 3,000	4%
Facilities Maintenance	\$ 23,300	\$ 28,000	\$ 4,700	20%
Other Operating Expenses	\$ 98,550	\$ 166,000	\$ 67,450	68%
Vehicle Maintenance	\$ 14,500	\$ 2,500	\$ (12,000)	-83%
Furniture and Fixtures	\$ 9,800	\$ 5,000	\$ (4,800)	-49%
Other Professional/Consulting Services	\$ 182,972	\$ 117,500	\$ (65,472)	-36%
Memberships	\$ 30,000	\$ 14,000	\$ (16,000)	-53%
Directors Stipends and Expenses	\$ 11,200	\$ 14,400	\$ 3,200	29%
Unitrans Pass-Thru for Uninc Area Service	\$ 24,000	\$ 24,000	\$ -	-
Contingencies	\$ 100,000	\$ 100,000	\$ -	-
Non-recurring expenses:				
Admin building workspace expansion & repairs	\$ -	\$ 30,000	\$ 30,000	-
Board Meeting Software -Civicplus Implementation	\$ -	\$ 8,000	\$ 8,000	-
Subtotal Other Administration Costs	\$ 722,322	\$ 818,200	\$ 95,878	13%
Total Administrative Operating Expenses	\$ 3,626,653	\$ 3,757,402	\$ 170,749	5%

Table 1.1b. Authorized FTE and Classification Salary Scales

The Cost-of-Living increase for the period of April 2024 to April 2025: 2.72%					
Authorized Regular FTE Positions	Fiscal Year		Step	7/1/2025	7/1/2026
	25-26	26-27		Salary	Salary
Executive Director	1	1	N/A	\$ 211,860	\$ 253,882
Director of Finance & Administration	1	1	1	\$ 170,595	\$ 175,236
			2	\$ 182,531	\$ 187,496
			3	\$ 195,309	\$ 200,621
			4	\$ 208,981	\$ 214,665
			5	\$ 223,612	\$ 229,694
Director of Transit Operations	1	1	1	\$ 157,545	\$ 161,831
			2	\$ 168,574	\$ 173,159
			3	\$ 180,374	\$ 185,280
			4	\$ 193,000	\$ 198,249
			5	\$ 206,510	\$ 212,127
Director of Planning	1	1	1	\$ 158,893	\$ 163,215
			2	\$ 170,016	\$ 174,640
			3	\$ 181,917	\$ 186,865
			4	\$ 194,651	\$ 199,945
			5	\$ 208,276	\$ 213,942
IT Specialist	1	1	1	\$ 105,618	\$ 108,491
			2	\$ 113,017	\$ 116,092
			3	\$ 120,923	\$ 124,212
			4	\$ 129,385	\$ 132,904
			5	\$ 138,443	\$ 142,209
IT Systems Support Technician	1	1	1	\$ 73,583	\$ 75,584
			2	\$ 78,740	\$ 80,882
			3	\$ 84,248	\$ 86,540
			4	\$ 90,144	\$ 92,596
			5	\$ 96,456	\$ 99,079
Senior Transportation Planner	2	2	1	\$ 114,482	\$ 117,596
			2	\$ 122,491	\$ 125,822
			3	\$ 131,070	\$ 134,635
			4	\$ 140,245	\$ 144,059
			5	\$ 150,055	\$ 154,136
Associate Transportation Planner	1	1	1	\$ 88,732	\$ 91,145
			2	\$ 94,952	\$ 97,535
			3	\$ 101,587	\$ 104,351
			4	\$ 108,702	\$ 111,659
			5	\$ 116,309	\$ 119,473
Assistant Transportation Planner	1	1	1	\$ 73,660	\$ 75,664
			2	\$ 78,805	\$ 80,949
			3	\$ 84,326	\$ 86,619
			4	\$ 90,235	\$ 92,690
			5	\$ 96,546	\$ 99,172
Communications & Marketing Specialist	1	1	1	\$ 92,114	\$ 94,620
			2	\$ 98,555	\$ 101,236
			3	\$ 105,462	\$ 108,331
			4	\$ 112,836	\$ 115,905
			5	\$ 120,741	\$ 124,025
Executive Assistant/Clerk of the Board	1	1	1	\$ 71,896	\$ 73,851
			2	\$ 76,894	\$ 78,985
			3	\$ 82,239	\$ 84,476
			4	\$ 87,956	\$ 90,349
			5	\$ 94,071	\$ 96,630
Accountant	2	2	1	\$ 84,714	\$ 87,019
			2	\$ 90,650	\$ 93,116
			3	\$ 97,000	\$ 99,638
			4	\$ 103,778	\$ 106,600
			5	\$ 111,048	\$ 114,068
Finance & Administration Assistant	1	0	1	\$ 61,790	\$ 63,471
			2	\$ 66,118	\$ 67,916
			3	\$ 70,744	\$ 72,668
			4	\$ 75,695	\$ 77,754
			5	\$ 80,995	\$ 83,198
Total, Budgeted FTE's	15	14			
Intern - 999 Max hours per FY	4	6		\$ 16,484	\$ 21,229

Table 1.1c. FY 2026-27 YoloTD Jurisdictions STA and LTF Allocations

	Davis			Woodland		
	Final	Prelim	Change	Final	Prelim	Change
	FY 2025-26	FY 2026-27		FY 2025-26	FY 2026-27	
STA Estimate by Jurisdiction	\$ 661,247	\$ 594,664	-10%	\$ 616,706	\$ 560,124	-9%
LTF Estimate by Jurisdiction	\$ 4,614,630	\$ 4,322,443	-6%	\$ 4,303,792	\$ 4,071,381	-5%
Total STA/LTF by Jurisdiction	\$ 5,275,877	\$ 4,917,107	-7%	\$ 4,920,498	\$ 4,631,505	-6%
STA/ LTF to YoloTD						
YoloTD Admin	\$ 790,094	\$ 656,810	-17%	\$ 736,874	\$ 618,660	-16%
Total, Transit Services	\$ 2,109,579	\$ 2,208,348	5%	\$ 2,063,373	\$ 2,293,079	11%
STA to YoloTD	\$ 661,247	\$ 594,664	-10%	\$ 616,706	\$ 560,124	-9%
LTF to YoloTD	\$ 2,238,426	\$ 2,270,493	1%	\$ 2,183,541	\$ 2,351,614	8%
Total YoloTD STA + Share of LTF	\$ 2,899,673	\$ 2,865,157	-1%	\$ 2,800,247	\$ 2,911,738	4%
STA Retained by Jurisdiction	\$ -	\$ -	0%	\$ -	\$ -	0%
LTF Retained by Jurisdiction	\$ 2,376,204	\$ 2,051,950	-14%	\$ 2,120,251	\$ 1,719,767	-18.9%
Total Retained by Jurisdiction	\$ 2,376,204	\$ 2,051,950	-14%	\$ 2,120,251	\$ 1,719,767	-19%
	West Sacramento			Winters		
	Final	Prelim	Change	Final	Prelim	Change
	FY 2025-26	FY 2026-27		FY 2025-26	FY 2026-27	
STA Estimate by Jurisdiction	\$ 551,713	\$ 503,587	-8.7%	\$ 77,119	\$ 72,907	-5.5%
LTF Estimate by Jurisdiction	\$ 3,850,231	\$ 3,660,430	-4.9%	\$ 538,187	\$ 529,941	-1.5%
Total STA/LTF by Jurisdiction	\$ 4,401,944	\$ 4,164,017	-5.4%	\$ 615,306	\$ 602,848	-2.0%
STA/ LTF to YoloTD						
YoloTD Admin	\$ 659,217	\$ 556,215	-16%	\$ 92,146	\$ 80,526	-13%
Total, Transit Services	\$ 2,513,781	\$ 2,653,504	6%	\$ 136,473	\$ 155,681	14%
STA to YoloTD	\$ 551,713	\$ 503,587	-8.7%	\$ 77,119	\$ 72,907	-5.5%
LTF to YoloTD	\$ 2,621,285	\$ 2,706,132	3.2%	\$ 151,500	\$ 163,300	7.8%
Total YoloTD STA + Share of LTF	\$ 3,172,998	\$ 3,209,719	1.2%	\$ 228,619	\$ 236,207	3.3%
STA Retained by Jurisdiction	\$ -	\$ -	0.0%	\$ -	\$ -	0.0%
LTF Retained by Jurisdiction	\$ 1,228,946	\$ 954,298	-22.3%	\$ 386,687	\$ 366,641	-5.2%
Total Retained by Jurisdiction	\$ 1,228,946	\$ 954,298	-22.3%	\$ 386,687	\$ 366,641	-5.2%

	Yolo County (Unincorporated)			Total (Rounded)		
	Final	Prelim	Change	Final	Prelim	Change
	FY 2025-26	FY 2026-27		FY 2025-26	FY 2026-27	
STA Estimate by Jurisdiction	\$ 346,358	\$ 317,797	-8.2%	\$ 2,253,143	\$ 2,049,079	-9.1%
LTF Estimate by Jurisdiction	\$ 2,417,123	\$ 2,309,976	-4.4%	\$ 15,723,963	\$ 14,894,171	-5.3%
Total STA/LTF by Jurisdiction	\$ 2,763,481	\$ 2,627,773	-4.9%	\$ 17,977,106	\$ 16,943,250	-5.8%
STA/ LTF to YoloTD						
YoloTD Admin	\$ 413,848	\$ 351,009	-15.2%	\$ 2,692,178	\$ 2,263,219	-15.9%
Total, Transit Services	\$ 163,665	\$ 592,592	262.1%	\$ 6,986,871	\$ 7,903,203	13.1%
STA to YoloTD	\$ 346,358	\$ 317,797	-8.2%	\$ 2,253,143	\$ 2,049,079	-9.1%
LTF to YoloTD	\$ 231,155	\$ 625,804	270.7%	\$ 7,425,906	\$ 8,117,343	9.3%
Total YoloTD STA + Share of LTF	\$ 577,513	\$ 943,601	63.4%	\$ 9,679,049	\$ 10,166,422	5.0%
STA Retained by Jurisdiction	\$ -	\$ -		\$ -	\$ -	
LTF Retained by Jurisdiction	\$ 2,185,968	\$ 1,684,172	-23.0%	\$ 8,298,057	\$ 6,776,828	-18.3%
Total Retained by Jurisdiction	\$ 2,185,968	\$ 1,684,172	-23.0%	\$ 8,298,057	\$ 6,776,828	-18.3%

State Transit Assistance (STA) funds are derived from a Statewide tax on diesel fuel. The State Controller's Office allocates the tax revenue by formula. STA funding can only be used for transportation planning and mass transportation purposes.

Local Transportation Fund (LTF) allocations are derived from a ¼ cent of the general sales tax collected statewide and is intended to improve existing public transportation services and encourage regional transportation coordination.

Note:

FY 2026-27 STA funding is proposed to be fully allocated to YoloTD. FY 2026-27 LTF funding is proposed to be shared between jurisdictions and YoloTD; however, the allocation is not split based on the historical percentages. This adjustment reflects YoloTD utilizing approximately \$1.3M in additional LTF funds to support FY 2026-27 non-recurring operating expenses.

Fixed Route Annual Operating Budget and Service Levels

Table 1.2a shows the proposed **\$17.4 million** FY 2026-27 Fixed Route operating budget. The proposed service levels are provided in Table 1.2b.

The proposed Fixed Route budget represents an increase of **\$4.6 million (36%)** above FY 2025-26.

Significant cost changes compared to FY 2025-26 include:

- \$1.7 million increase in contracted transportation costs driven by a 17% rate increase
- \$1.3 million in one-time, non-recurring operating and planning projects supported by TDA Local Transportation Funds (LTF) to meet local match requirements or address cost inflation for grant-funded projects.
- \$1 million in non-recurring major vehicle maintenance and transmission replacements supported by the State-of-Good Repair (SGR) and SB 125 Cycle 2 funding.
- \$427 thousand in one-time start-up costs for the transition to a new contractor for transit operations
- \$426 thousand projected increase in insurance costs
- \$339 thousand increase in Fuel stations operations and maintenance to reflect current costs and expected increases
- \$268 thousand decrease in fuel aligned with actual usage including an escalator of 3%
- \$250 thousand decrease in professional/consulting services budgeted as non-recurring in the prior year

The revenues supporting the Fixed Route budget are comprised of:

- \$7.2 million in LTF from member jurisdictions, as shown in Table 1.1c.
- \$3.8 million in Federal Transit Administration (FTA) 5307 Urbanized Area Formula Funds.
- \$3.7 million in SB 125 (California Transit Recovery) Funds Cycles 1 & 2
- \$1 million in passenger fares
- \$914 thousand from Cache Creek Casino Transit Subsidy Funds
- \$426 thousand in State of Good Repair (SGR) funds to support vehicle and facilities maintenance.
- \$287 thousand from UC Davis to support the Causeway Connection Route 138.

Table 1.2a. Annual Operating Budget - Fixed Route

Fixed Route Operating Revenues	Final FY 25-26	Draft FY 26-27	Change	Percent Change
Recurring Revenues:				
Local Transportation Funds (LTF)	\$ 5,493,800	\$ 7,203,536	\$ 1,709,736	31%
Passenger Fares	\$ 1,000,000	\$ 1,000,000	\$ -	-
FTA 5307 UZA Formula Funds	\$ 3,035,912	\$ 3,838,945	\$ 803,033	26%
FTA 5307 SacRT Causeway Connection	\$ 160,000	\$ -	\$ (160,000)	-100%
FTA 5311 Caltrans 5311 Rural	\$ 100,000	\$ -	\$ (100,000)	-100%
Cache Creek Casino Transit Subsidy Funds	\$ 1,083,749	\$ 914,638	\$ (169,111)	-16%
UC Davis Funds for Causeway Connection	\$ 325,859	\$ 287,186	\$ (38,673)	-12%
State of Good Repair Funds (SGR)	\$ 119,060	\$ 425,775	\$ 306,715	258%
Non-Recurring Revenues:				
FTA 5307 CARES	\$ 60,000	\$ -	\$ (60,000)	-100%
SB 125 Cycle 1	\$ 1,391,000	\$ -	\$ (1,391,000)	-100%
SB 125 Cycle 2	\$ -	\$ 2,388,976	\$ 2,388,976	-
SB 125 Cycle 3	\$ -	\$ 1,341,595	\$ 1,341,595	-
Total Fixed Route Operating Revenues	\$ 12,769,380	\$ 17,400,652	\$ 4,631,272	36%

Fixed Route Operating Expenses	Final FY 25-26	Draft FY 26-27	Change	Percent Change
Recurring Expenses:				
Contracted Transportation	\$ 9,139,117	\$ 10,641,863	\$ 1,502,746	16%
Fuel	\$ 1,185,333	\$ 926,790	\$ (258,543)	-22%
Insurance	\$ 1,244,574	\$ 1,670,092	\$ 425,518	34%
Vehicle Maintenance	\$ 100,000	\$ 100,000	\$ -	-
Technology	\$ 226,740	\$ 325,148	\$ 98,408	43%
Utilities	\$ 235,000	\$ 235,000	\$ -	-
Facilities Maintenance	\$ 99,060	\$ 100,000	\$ 940	1%
Marketing & Communications	\$ 28,000	\$ 12,000	\$ (16,000)	-57%
Electric Vehicle Charging	\$ 21,976	\$ 22,000	\$ 24	0.1%
Other Professional/Consulting Services	\$ 249,580	\$ -	\$ (249,580)	-100%
Fuel Station Operations & Maintenance	\$ -	\$ 339,600	\$ 339,600	-
Other Operating Expenses	\$ 140,000	\$ 138,300	\$ (1,700)	-1%
Contingencies	\$ 100,000	\$ 100,000	\$ -	-
Non-recurring expenses:				
Vehicle Major Maintenance	\$ -	\$ 1,036,952	\$ 1,036,952	-
Operating and Planning Projects/Local Match	\$ -	\$ 1,325,442	\$ 1,325,442	-
Contracted Transportation -New Contract Start-up Cost	\$ -	\$ 427,465	\$ 427,465	-
Total Fixed Route Operating Expenses	\$ 12,769,380	\$ 17,400,652	\$ 4,631,272	36%

Fixed Route Bus Service Assumptions

The FY 2026-27 budget includes the midyear restoration of Fixed Route 220 in Winters, with a corresponding decrease in microtransit service to Winters. All other fixed-route services are unchanged from the current fiscal year. YoloTD funds transit service based on service hours and miles operated (including in-service and deadhead miles), as well as an annual contracted transportation fixed fee.

YoloTD is currently finalizing a new Short Range Transit Plan, which will make changes needed to improve service and respond to changing funding levels over the next 5-7 years. The plan is currently undergoing a final round of outreach on service reduction scenarios and is slated to return to the Board of Directors for action in Fall 2026. The majority of resulting service changes are anticipated to take effect in FY 2027-28 to coincide with the opening of the new Woodland Transfer Point.

Table 1.2b Summarizes fixed-route service, including hours and miles by route for FY 2026-27.

Table 1.2b. Fixed Route Service Hours and Miles

Route	Community / Destinations	Operating Days	Budgeted FY 2025-26			Proposed FY 2026-27			Change	
			Trips	Hours	Miles	Trips	Hours	Miles	Hours	Miles
42A* 42B*	Intercity, Woodland, Davis, West Sacramento, Downtown Sacramento, Sacramento International Airport, Golden 1 A's Sweepers	MON-FRI SAT - SUN	54	44,445	1,041,535	54	43,897	1,032,129	-1%	0
37	Southport Gateway West Sacramento Transit Center Downtown Sacramento	MON-FRI	13	3,911	58,330	13	3,911	58,330	0%	0
		SAT-SUN	0			0				
40	Northern West Sacramento Ikea Ct West Sacramento Transit Center Downtown Sacramento	MON-FRI	17	5,529	62,373	17	5,529	62,373	0%	0
		SAT	11			11				
		SUN	9			9				
41	Northern West Sacramento Ikea Ct West Sacramento Transit Center Downtown Sacramento	MON-FRI	14	3,640	41,586	14	3,640	41,586	0%	0
		SAT	0			0				
		SUN	0			0				
240	Ikea Ct, Reed Ave, Harbor Blvd West Sacramento Transit Center Downtown Sacramento	MON-FRI	14	4,949	57,219	14	4,949	57,219	0%	0
		SAT	12			12				
		SUN	10			10				
45	West/Central Woodland Downtown Sacramento Express	MON-FRI - AM TRIP	1	837	23,720	1	837	23,720	0%	0
		MON-FRI - PM TRIP	1			1				
211	County Fair Mall, West Woodland Loop	MON-FRI	15	5,144	66,616	15	5,144	66,616	0%	0
		SAT	12			12				
		SUN	11			11				
212	County Fair Mal, East Woodland Loop	MON-FRI	14	4,902	65,175	14	4,902	65,175	0%	0
		SAT	14			12				
		SUN	11			11				
215	Woodland, Madison, Esparto, Capay Cache Creek Casino Resort	MON-SUN - WESTBOUND	12	8,614	255,055	12	8,614	255,055	0%	0
		MON-SUN - EASTBOUND	12			12				
43	Davis, Downtown Sacramento Express	MON-FRI - AM TRIP	3	3,025	74,673	3	3,025	74,673	0%	0
		MON-FRI - PM TRIP	3			3				
43R	<u>Reverse Commute:</u> Downtown Sacramento, U.C. Davis Express	MON-FRI - AM TRIP	1	3,025	74,673	1	3,025	74,673	0%	0
		MON-FRI - PM TRIP	1			1				
44	South Davis Downtown Sacramento Express	MON-FRI - AM TRIP	3	3,095	70,812	3	3,095	70,812	0%	0
		MON-FRI - PM TRIP	3			3				
220	Winters	MON-FRI - AM TRIP	0	0	0	3	882	23,377	0%	0
		MON-FRI - PM TRIP	0			3				
230*	West Davis, Downtown Sacramento Express	MON-FRI - AM TRIP	3	2,809	70,835	3	2,809	70,835	0%	0
		MON-FRI - PM TRIP	3			3				
138 Causeway Connection	Service between UCD Med Ctr and UCD Main campus, with limited stops between	MON-FRI	14	4,355	100,541	14	4,355	100,541	0%	0
Total			291	95,255	1,988,470	295	95,588	2,002,438	0%	0

Microtransit (BeeLine) Annual Operating Budget

The budget assumes the continuation of BeeLine microtransit services for Woodland and Knights Landing and assumes the following changes to Winters:

- Continuation of current BeeLine microtransit service to Winters, with two (2) BeeLine vehicles through January 2027.
- Upon the restoration of Route 220 in Winters, BeeLine microtransit service will be reduced to one (1) vehicle operating on the same schedule (7 am- 7 pm, M-F).
- As with all service changes, the Board will take separate action to approve this service change prior to implementation, based on staff analysis and community input. The exact service hours and costs may vary.

The proposed BeeLine microtransit budget represents a **49% increase** (\$1 million) over FY 2025-26.

Significant cost changes compared to FY 2025-26 include:

- \$0.7 million increase in contracted transportation costs driven by a 17% rate increase which now includes mileage-based charges and an annual fixed fee.
- \$125 thousand projected increase in insurance
- \$112 thousand in non-recurring contracted transportation start-up cost
- \$83 thousand increase in fuel
- \$65 thousand in non-recurring major vehicle maintenance

Revenue Sources include:

- \$1.5 million in SB 125 (California Transit Recovery) funds Cycles 1 & 2
- \$1.0 million in FTA 5307 formula funds supporting Woodland microtransit.
- \$0.4 million in LTF from Woodland, Winters and Yolo County, as shown in Table 1.1c.
- \$212 thousand in FTA 5311 formula funds to support Knights Landing microtransit
- \$75 thousand in passenger fares.
- \$31 thousand in STA-State of Good Repair Funds to support vehicle maintenance.

Table 1.2c provides more detail on the hours of service and number of vehicles for BeeLine microtransit across the three service zones.

Table 1.2c. Demand Response - Microtransit (Beeline) Service Hours

Jurisdiction	Operating Days	Operating Times	Budgeted FY 2025-26		Proposed FY 2026-27		Change	
			# of Beeline Vehicles	Hours	# of Beeline Vehicles	Hours	Vehicles	Hours
Woodland	MON - THUR	7:00 AM - 7:00 PM	4	18,626	4	15,490	0	(3,136)
	FRI	7:00 AM - 11:00 PM						
	SAT	9:00 AM - 11:00 PM						
	SUN	8:00 AM - 7:00 PM						
Winters (July 1, 2026 - Jan 23, 2027)	MON - FRI	7:00 AM - 7:00 PM	2	5,696	2	3,260	0	(2,436)
	MON - FRI	7:00 AM - 11:00 AM						
		3:00 PM - 6:00 PM						
	SAT	7:00 AM - 7:00 PM						
	SUN	No Service						
Winters (Starting Jan 24, 2027)	MON - FRI	7:00 AM - 7:00 PM	0	0	1	2,210	1	2,210
	SAT	7:00 AM - 7:00 PM						
	SUN	No Service						
Knights landing	MON - FRI	7:00 AM - 7:00 PM	1	3,913	1	3,913	0	(1)
	SAT	No Service						
	SUN	7:00 AM - 7:00 PM						
Total		251 Weekdays 52 Saturdays 62 Sunday/Holidays	7	28,235	8	24,872	1	(3,363)

Table 1.3 shows the \$2.1 million BeeLine microtransit annual operating budget, which includes BeeLine microtransit service in Woodland, Winters and Knights Landing/Yolo.

Table 1.3. Annual Operating Budget - Microtransit

Microtransit Operating Revenues	Final FY 25-26	Draft FY 26-27	Change	Percent Change
Recurring Revenues:				
Local Transportation Funds (LTF)	\$ 388,946	\$ 373,563	\$ (15,383)	-4%
FTA 5307 UZA Formula Funds	\$ 1,056,211	\$ 961,088	\$ (95,123)	-9%
FTA/Caltrans 5311 Rural Formula Funds	\$ -	\$ 212,442	\$ 212,442	-
STA-SGR State of Good Repair Funds	\$ 10,000	\$ 31,644	\$ 21,644	216%
Passenger Fares	\$ 75,000	\$ 75,000	\$ -	-
Non-Recurring Revenues:				
SB125 Cycle 1	\$ 600,000	\$ -	\$ (600,000)	-
SB125 Cycle 2	\$ -	\$ 440,041	\$ 440,041	-
SB125 Cycle 3	\$ -	\$ 1,086,161	\$ 1,086,161	-
Total Microtransit Operating Revenues	\$2,130,157	\$3,179,938	\$1,049,781	49%
Microtransit Operating Expenses				
Recurring Expenses:				
Contracted Transportation - Woodland	\$ 951,073	\$ 1,328,858	\$ 377,785	40%
Contracted Transportation - Winters	\$ 332,053	\$ 479,982	\$ 147,929	45%
Contracted Transportation - Knights Landing	\$ 199,782	\$ 340,207	\$ 140,425	70%
Fuel	\$ 165,996	\$ 248,994	\$ 82,998	50%
Insurance	\$ 368,906	\$ 493,823	\$ 124,917	34%
Vehicle Maintenance	\$ 20,000	\$ 20,000	\$ -	-
Facilities Maintenance	\$ 10,000	\$ 10,000	\$ -	-
Technology	\$ 20,000	\$ 20,000	\$ -	-
Marketing & Communications	\$ 10,000	\$ 10,000	\$ -	-
Other Professional/Consulting Services	\$ 32,347	\$ 32,347	\$ -	-
Other Operating Expenses	\$ 10,000	\$ 10,000	\$ -	-
Contingencies	\$ 10,000	\$ 10,000	\$ -	-
Non-recurring expenses:				
Vehicle Major Maintenance	\$ -	\$ 64,500	\$ 64,500	-
Contracted Transportation -New Contract Start-up Cost	\$ -	\$ 111,227	\$ 111,227	-
Total Microtransit Operating Expenses	\$ 2,130,157	\$ 3,179,938	\$ 1,049,781	49%

Paratransit Annual Operating Budget

Table 1.4 shows the **\$3.4 million** Paratransit operating budget, which funds demand-responsive paratransit services for individuals with disabilities who are unable to use YoloTD's fixed route service. The proposed FY 2026-27 budget reflects a net **11% increase** over FY 2025-26. Service hours were rightsized to align with the current and prior-year actuals; however, the reduction in hours is offset by higher costs under the new transit contract.

Significant cost changes compared to FY 2025-26 include:

- \$299 thousand in non-recurring major vehicle maintenance
- \$110 thousand increase in insurance
- \$72 thousand in non-recurring contracted transportation start-up cost
- \$7 thousand increase in fuel
- \$141 thousand decrease in contracted transportation costs driven by a 17% cost increase, an annual fixed fee offset by an adjustment in service hours.

Revenue Sources include:

- \$1.1 million in LTF, as shown in Table 1.1c.
- \$1.3 million in FTA 5307 Urbanized Area Formula Funds.
- \$0.6 million in SB 125 (California Transit Recovery) Funds Cycles 1 & 2.
- \$150 thousand in passenger and organization-paid fares.
- \$80 thousand in Cache Creek Casino Transit Subsidy funds to reimburse for paratransit trips serving nearby areas.

Table 1.4. Annual Operating Budget - Paratransit

Paratransit Operating Revenues	Final FY 25-26	Draft FY 26-27	Change	Percent Change
Recurring Revenues:				
Local Transportation Funds (LTF)	\$ 1,104,125	\$ 1,077,473	\$ (26,652)	-2%
FTA 5307 UZA Formula Funds	\$ 842,693	\$ 1,294,508	\$ 451,815	54%
FTA 5311 Rural Area	\$ 20,000	\$ -	\$ (20,000)	-100%
STA-SGR State of Good Repair Funds	\$ 10,000	\$ 115,542	\$ 105,542	1055%
Passenger Fares	\$ 268,000	\$ 150,000	\$ (118,000)	-44%
Cache Creek Casino Transit Subsidy Funds	\$ 80,000	\$ 80,000	\$ -	-
Non-Recurring Revenues:				
SB125 Cycle 1	\$ 700,000	\$ -	\$ (700,000)	-100%
SB125 Cycle 2	\$ -	\$ 536,032	\$ 536,032	-
SB125 Cycle 3	\$ -	\$ 102,000	\$ 102,000	-
Total Paratransit Operating Revenues	\$ 3,024,818	\$ 3,355,555	\$ 330,737	10.9%

Paratransit Operating Expenses	Final FY 25-26	Draft FY 26-27	Change	Percent Change
Recurring Revenues:				
Contracted Transportation	\$ 2,388,497	\$ 2,247,256	\$ (141,241)	-6%
Fuel	\$ 238,489	\$ 245,644	\$ 7,155	3%
Insurance	\$ 322,732	\$ 433,214	\$ 110,482	34%
Vehicle Maintenance	\$ 7,500	\$ 10,000	\$ 2,500	33%
Facilities Maintenance	\$ 10,000	\$ 10,000	\$ -	-
Technology	\$ 16,000	\$ 17,500	\$ 1,500	9%
Marketing & Communications	\$ 10,000	\$ 11,100	\$ 1,100	11%
Other Professional/Consulting Services	\$ 21,600	\$ -	\$ (21,600)	-100%
Contingencies	\$ 10,000	\$ 10,000	\$ -	-
Non-recurring expenses:				
Vehicle Major Maintenance	\$ -	\$ 298,534	\$ 298,534	-
Contracted Transportation -New Contract Start-up Cost	\$ -	\$ 72,308	\$ 72,308	-
Total Paratransit Operating Expenses	\$ 3,024,818	\$ 3,355,555	\$ 330,737	10.9%

2. General Reserve

The YoloTD Board of Directors adopted a General Reserve policy establishing that an amount equivalent to 25% of the annual operating budget expenses should be set aside to provide for continuity of service-critical operations during times of unexpected revenue shortfalls or emergency expenditures.

As shown in Table 1.5, the General Reserve currently holds \$5.4 million. The proposed combined FY 2025-26 operating budget of \$27.7 million would require a further deposit of **\$692 thousand** to the General Reserve from available fund balances to maintain the 25% target level at \$6.1 million.

Table 1.5. General Reserve Deposit Calculation

	Final FY 25-26	Draft FY 26-27	Change	
Total Operating Expenses	\$ 21,551,008	\$ 27,693,547	\$ 6,182,539	29%
Less: Non-recurring operating expenses	\$ -	\$ (3,374,428)	\$ -	-
General Reserve (25% Operating Budget):	\$ 5,388,000	\$ 6,079,780	\$ 691,780	13%

Section 2. Multi-year Capital and Planning Projects

Capital and Planning Projects

This budget continues to support the District's ongoing investment in fleet, facilities, technology, and long-term system planning. The FY 2026-27 proposed budget includes new appropriations for projects, continued funding projects carried over from prior years, and annual capital reserve contributions to prepare for future needs. Project budgets reflect updated cost estimates, revised schedules and evolving operational needs, including adjustments to certain fleet procurements.

Major multi-year projects include the Yolo 80 Managed Lanes Tolling Advance Planning Project, the Yolo Active Transportation Corridors (YATC) project, the Zero Emission Fleet Transition Plan and establishing a new Woodland Transfer Point.

We are currently in the process of finalizing a 10-year capital improvement plan that aligns with our Short Range Transit Plan and Zero Emission Fleet Transition Plan, which we will bring to the Board for approval after the SRTP is finalized, likely in Fall 2026. That plan inventories our capital assets and identifies those places where additional capital investment is needed. Near-term priorities are included here.

Table 2.1 displays \$1.1 million in proposed new appropriations for multi-year capital and planning projects,

New capital project appropriations include:

- Zero emission Bus (ZEB) Electrification Infrastructure - required to meet state GHG transition requirements and fulfill requirements of \$14 million Affordable Housing Sustainable Communities (AHSC) grant, which requires us to procure and put into service nine (9) battery electric buses by 2030.
- Critical IT infrastructure needs including purchase and Installation of Uninterrupted Power Supply (UPS) and replacement of aging network communications hardware.
- Countywide Travel Behavior Survey (pending grant award)

Annual Capital Reserves Contributions

Table 2.1 also displays potential annual capital reserves contributions (YT-02 through YT-09) . The annual reserves contributions represent the amounts the District believe should be set aside when unrestricted funds are available. If unrestricted revenues such as interest earnings, advertising revenue, fuel credits, and other one-time or excess funds become available, YoloTD will contribute up to \$0.6 million to reserves for future operating and capital needs.

Table 2.1. New YoloTD Multi-year Capital and Planning Projects with FY 2026-27 Appropriations

Multiyear Capital & Planning Projects and Annual Reserves Planning	FY 25-26 Carryforwards	FY 26-27 Appropriation	Total Multi-year Project Budget
(NEW) FR-13 Zero Emission Bus (ZEB) Electrification Infrastructure			
Expenditure Budget			
Facilities Repair & Maintenance	\$0	\$374,000	\$374,000
Total FR-13 Expenditure Budget	\$0	\$374,000	\$374,000
Revenue Sources			
BUILD Grant - Application submitted	\$0	\$187,000	\$187,000
TDA-LTF (FY27) Non-recurring operating expense	\$0	\$187,000	\$187,000
Total FR-13 Revenue Budget	\$0	\$374,000	\$374,000
(NEW) IT-01. Purchase and Installation of Uninterrupted Power Supply (UPS)			
Expenditure Budget			
Purchase and Installation	\$0	\$47,000	\$47,000
Total IT-01 Expenditure Budget	\$0	\$47,000	\$47,000
Revenue Sources			
FTA 5339 Woodland (FFY 23) - To program		\$37,600	\$37,600
State-of-Good Repair (FY 25) - To program		\$9,400	\$9,400
Total IT-01 Revenue Budget	\$0	\$47,000	\$47,000
(NEW) IT-02. Replace Network Communications Hardware			
Expenditure Budget			
Purchase and Installation	\$0	\$62,000	\$62,000
Total IT-02 Expenditure Budget	\$0	\$62,000	\$62,000
Revenue Sources			
FTA 5339 Woodland (FFY 24) -To program	\$0	\$49,600	\$49,600
State-of-Good Repair (FY 25) -To program	\$0	\$12,400	\$12,400
Total IT-02 Revenue Budget	\$0	\$62,000	\$62,000
(NEW) MM-04 Countywide Travel Behavior Survey			
Expenditure Budget			
Consulting Services	\$0	\$447,000	\$447,000
Total MM-04 Expenditure Budget	\$0	\$447,000	\$447,000
Revenue Sources			
Caltrans Sustainable Communities Grant (if awarded)	\$0	\$390,000	\$390,000
TDA-LTF (FY27) - Non-recurring operating expense	\$0	\$57,000	\$57,000
Total MM-04 Revenue Budget	\$0	\$447,000	\$447,000
YT-02. Annual Reserves Contribution: ZEB Electrification Infrastructure Repair & Maintenance (Woodland)			
Expenditure Budget			
Facilities Repair & Maintenance	\$0	\$25,700	\$25,700
Total YT-02 Expenditure Budget	\$0	\$25,700	\$25,700
Revenue Sources			
Unrestricted Funds (If Available)	\$0	\$25,700	\$25,700
Total YT-02 Revenue Budget	\$0	\$25,700	\$25,700
YT-03. Annual Reserves Contribution: Maintenance Shop Repairs			
Expenditure Budget			
Facilities Repair & Maintenance	\$0	\$55,000	\$55,000
Total YT-03 Expenditure Budget	\$0	\$55,000	\$55,000
Revenue Sources			
Unrestricted Funds (If Available)	\$0	\$55,000	\$55,000
Total YT-03 Revenue Budget	\$0	\$55,000	\$55,000

Table 2.1. New YoloTD Multi-year Capital and Planning Projects with FY 2026-27 Appropriations - Continued

Multiyear Capital & Planning Projects and Annual Reserves Planning	FY 25-26 Carryforwards	FY 26-27 Appropriation	Total Multi-year Project Budget
YT-04. Annual Reserves Contribution: Major Fleet Maintenance			
Expenditure Budget			
Maintenance Services	\$0	\$215,000	\$215,000
Total YT-04 Expenditure Budget	\$0	\$215,000	\$215,000
Revenue Sources			
Unrestricted Funds (If Available)	\$0	\$215,000	\$215,000
Total YT-04 Revenue Budget	\$0	\$215,000	\$215,000
YT-05. Annual Reserves Contribution: Fixed Route Bus Battery Replacements (6)			
Expenditure Budget			
Procurement/Installation	\$0	\$124,000	\$124,000
Total YT-05 Expenditure Budget	\$0	\$124,000	\$124,000
Revenue Sources			
Unrestricted Funds (If Available)	\$0	\$124,000	\$124,000
Total YT-05 Revenue Budget	\$0	\$124,000	\$124,000
YT-06 Annual Reserves Contribution: Computers, Servers, and Software			
Expenditure Budget			
Equipment	\$0	\$23,000	\$23,000
Total YT-06 Expenditure Budget	\$0	\$23,000	\$23,000
Revenue Sources			
Unrestricted Funds (if available)	\$0	\$23,000	\$23,000
Total YT-06 Revenue Budget	\$0	\$23,000	\$23,000
YT-07. Annual Reserves Contribution: Facility Paving & Surface Maintenance (Woodland)			
Expenditure Budget			
Design & Construction	\$0	\$11,000	\$11,000
Total YT-07 Expenditure Budget	\$0	\$11,000	\$11,000
Revenue Sources			
Unrestricted Funds (if available)	\$0	\$11,000	\$11,000
Total YT-07 Revenue Budget	\$0	\$11,000	\$11,000
YT-08. Annual Reserves Contribution: Bus Stop / ADA Improvements			
Expenditure Budget			
Procurement & Installation	\$0	\$50,000	\$50,000
Total YT-08 Expenditure Budget	\$0	\$50,000	\$50,000
Revenue Sources			
Unrestricted Funds (if available)	\$0	\$50,000	\$50,000
Total YT-08 Revenue Budget	\$0	\$50,000	\$50,000
YT-09. Admin Vehicle Replacement used for YoloTD Meetings, Events & Outreach			
Expenditure Budget			
Vehicle Purchase	\$0	\$55,000	\$55,000
Total YT-09 Expenditure Budget	\$0	\$55,000	\$55,000
Revenue Sources			
Unrestricted Funds (if available)	\$0	\$55,000	\$55,000
Total YT-09 Revenue Budget	\$0	\$55,000	\$55,000
Total, FY2026-27 New Capital & Annual Reserves Plan	\$0	\$1,488,700	\$1,488,700

Table 2.2 displays existing multi-year projects with budgets carried forward from FY 25-26 that are proposed to receive new appropriations for FY 26-27. The FR-09 Bus Washer/Water Recycler Replacement reflects a \$0.6M project defunding resulting from a revised cost estimate. Following inspection, it was determined that repairs can be completed to extend the asset's useful life until a future replacement can be funded. New appropriations are budgeted at **\$0.76 million**.

Table 2.2. Ongoing YoloTD Multi-year Capital and Planning Projects with FY 2025-26 Carryforwards and FY 2026-27 Appropriations

Multiyear Capital and Planning Projects	FY 25-26 Carryforwards	FY 26-27 Appropriation	Total Multi-year Project Budget
FR-09. Bus Washer / Water Recycler Replacement			
Expenditure Budget			
Repairs	\$673,581	(\$598,581)	\$75,000
Total FR-09 Expenditure Budget	\$673,581	(\$598,581)	\$75,000
Revenue Sources			
FTA 5339 Woodland (FFY 23)	\$673,581	(\$478,865)	\$194,716
STA 99314 (FY24-25)	\$0	(\$119,716)	(\$119,716)
Total FR-09 Revenue Budget	\$673,581	(\$598,581)	\$75,000
FR-11 Downtown Woodland Transit Center			
Expenditure Budget			
Relocation Capital	\$430,000	\$979,000	\$1,409,000
Total FR-11 Expenditure Budget	\$430,000	\$979,000	\$1,409,000
Revenue Sources			
SACOG Mobility Zones Grant	\$430,000	\$647,000	\$1,077,000
AHSC Grant	\$0	\$30,000	\$30,000
LTF (FY26-27) Non-recurring operating expense Woodland: 66%, County, W.Sac and Davis: 34%	\$0	\$302,000	\$302,000
Total FR-11 Revenue Budget	\$430,000	\$979,000	\$1,409,000
MM-01 Yolo Active Transportation Corridors			
Expenditure Budget			
Consulting Services & Staff Time	\$136,864	\$380,794	\$517,658
Total MM-01 Expenditure Budget	\$136,864	\$380,794	\$517,658
Revenue Sources			
RAISE Grant	\$68,432	\$0	\$68,432
TDA-LTF (FY27) - Non recurring operating expense	\$68,432	\$380,794	\$449,226
Total MM-01 Revenue Budget	\$136,864	\$380,794	\$517,658
Total, Ongoing Capital Projects with Carryovers & FY 26-27 Appropriations	\$1,240,445	\$761,213	\$2,001,658

Table 2.3 presents a **net \$3.1 million** in other YoloTD ongoing multi-year capital and planning project budgets carried forward from prior years. This total reflects \$1.1M in project de-funding associated with two (2) paratransit electric vehicles, as the funding for these vehicles (SB 125 cycle 2) was reprogrammed to operations to prevent service cuts in FY 2026-27. No new appropriations are anticipated for these projects. The carried-forward projects include facility repairs and replacements and fleet replacement initiatives, and planning efforts. In certain cases, budget adjustments are requested to allow additional time for project completion.

Table 2.3. Ongoing YoloTD Multi-year Capital and Planning Projects with FY 2025-26 Carryforwards Only

Multiyear Capital and Planning Projects	FY 25-26 Carryforwards	FY 26-27 Appropriation	Total Multi-year Project Budget
AD-02. Facility Security, Badge Reader Replacement / Expansion			
Expenditure Budget			
Equipment and Installation Services	\$70,000	\$0	\$70,000
Total AD-02 Expenditure Budget	\$70,000	\$0	\$70,000
Revenue Sources			
State-of-Good Repair (FY 25)	\$70,000	\$0	\$70,000
Total AD-02 Revenue Budget	\$70,000	\$0	\$70,000
AD-03. Surveillance Camera System Upgrade			
Expenditure Budget			
Equipment and Installation Services	\$290,000	\$0	\$290,000
Total AD-03 Expenditure Budget	\$290,000	\$0	\$290,000
Revenue Sources			
FTA 5339 Sacramento (FFY 24) -To program	\$232,000	\$0	\$232,000
State-of-Good Repair (FY 25)	\$58,000	\$0	\$58,000
Total AD-03 Revenue Budget	\$290,000	\$0	\$290,000
FR-03. Short Range Transit Plan			
Expenditure Budget			
Consulting Services	\$80,168	\$0	\$80,168
Total FR-03 Expenditure Budget	\$80,168	\$0	\$80,168
Revenue Sources			
FTA 5307 UZA Sac (FFY 20) CA-2024-201	\$33,216	\$0	\$33,216
FTA 5307 UZA All (FFY 20) CARES CA-2020-173	\$13,736	\$0	\$13,736
TDA-LTF (FY27) Non-recurring operating expense	\$33,216	\$0	\$33,216
Total FR-03 Revenue Budget	\$80,168	\$0	\$80,168
FR-05. Automatic Passenger Counters (APC) Regional Open Loop Payment System / Kuba Pay / Masabi			
Expenditure Budget			
Equipment	\$69,349	\$0	\$69,349
Total FR-05 Expenditure Budget	\$69,349	\$0	\$69,349
Revenue Sources			
FTA 5307 UZA (FFY21) CA-2024-190	\$55,479	\$0	\$55,479
State-of-Good Repair (FY 25)	\$13,870	\$0	\$13,870
Total FR-05 Revenue Budget	\$69,349	\$0	\$69,349
FR-12. Maintenance Shop Roll-Up Doors Replacement			
Expenditure Budget			
Equipment and Installation Services	\$100,000	\$0	\$100,000
Total FR-12 Expenditure Budget	\$100,000	\$0	\$100,000
Revenue Sources			
FTA 5339 Woodland (FFY 23) -To program	\$80,000	\$0	\$80,000
State-of-Good Repair (FY 25)	\$20,000	\$0	\$20,000
Total FR-12 Revenue Budget	\$100,000	\$0	\$100,000

Table 2.3. Ongoing YoloTD Multi-year Capital and Planning Projects with FY 2025-26 Carryforwards Only - Continued

Multiyear Capital and Planning Projects	FY 25-26 Carryforwards	FY 26-27 Appropriation	Total Multi-year Project Budget
FR-14. Fixed Route Bus Replacement: Electric Bus Purchase (2-2027)			
Expenditure Budget			
Vehicle	\$2,517,907	\$0	\$2,517,907
Total FR-14 Expenditure Budget	\$2,517,907	\$0	\$2,517,907
Revenue Sources			
FTA 5307 UZA Woodland (FFY 19) CA-2024-202	\$1,089,845	\$0	\$1,089,845
LCTOP (FY 23)	\$940,000	\$0	\$940,000
LCTOP (FY 24 & FY25)	\$488,062	\$0	\$488,062
Total FR-14 Revenue Budget	\$2,517,907	\$0	\$2,517,907
PT-01. Paratransit Vehicle Replacement: Electric (3-2026)			
Expenditure Budget			
Vehicles	\$1,130,000	(\$1,130,000)	\$0
Total PT-01 Expenditure Budget	\$1,130,000	(\$1,130,000)	\$0
Revenue Sources			
SB-125 Cycle 2	\$1,130,000	(\$1,130,000)	\$0
Total PT-01 Revenue Budget	\$1,130,000	(\$1,130,000)	\$0
PT-02. Paratransit Vehicle Replacement: Gas (1-2026)			
Expenditure Budget			
Purchase Vehicle	\$170,000	\$0	\$170,000
Total PT-02 Expenditure Budget	\$170,000	\$0	\$170,000
Revenue Sources			
FTA 5307 UZA Woodland (FFY 22) CA-2025-154	\$80,272	\$0	\$80,272
FTA 5339 Woodland (FFY 24) -To program	\$55,728	\$0	\$55,728
STA 99314 (FY24-25)	\$34,000	\$0	\$34,000
Total PT-02 Revenue Budget	\$170,000	\$0	\$170,000
MM-03 Yolo 80 Tolling Advanced Planning			
Expenditure Budget			
Consulting Services	\$584,000	\$0	\$584,000
Total MM-03 Expenditure Budget	\$584,000	\$0	\$584,000
Revenue Sources			
SACOG Grant (RSTP)	\$517,000	\$0	\$517,000
TDA-LTF (FY27) - Non recurring operating expense	\$67,000	\$0	\$67,000
Total MM-03 Revenue Budget	\$584,000	\$0	\$584,000
Total, Ongoing Capital Projects with Carryovers	\$5,011,424	(\$1,130,000)	\$3,881,424

Table 2.4 summarizes ongoing YoloTD multi-year capital and planning projects presented in Tables 2.1 to 2.3. and reflects total program costs. The FY 2026-2027 proposed Operating Budget also includes projects classified as non-recurring operating expenses. These projects are shown in the table below. Revenues identified as "TDA-LTF (FY 27)" represent project costs that are already budgeted within the FY 2026-2027 Operating Budget under **Non-Recurring Operating Expenses**.

To avoid double counting, the total multi-year capital and planning program of \$7,371,782 is reduced by \$1,095,442, which reflects costs already included in the Operating Budget. The resulting net total of \$6,273,640 represents the amount reported in the Budget Overview under Multi-year Capital Projects.

Table 2.4. Summary of Ongoing YoloTD Multi-year Capital and Planning Projects

Summary of Capital and Planning Project Tables	FY 25-26 Carryforward	FY 26-27 Appropriation	Totals
Table 2.1. New YoloTD Multi-year Capital and Planning Projects with FY 2026-27 Appropriations	\$ -	\$ 1,488,700	\$ 1,488,700
Table 2.2. Ongoing YoloTD Multi-year Capital and Planning Projects with FY 2025-26 Carryforwards and FY 2026-27 Appropriations	\$ 1,240,445	\$ 761,213	\$ 2,001,658
Table 2.3. Ongoing YoloTD Multi-year Capital and Planning Projects with FY 2025-26 Carryforwards Only	\$ 5,011,424	\$ (1,130,000)	\$ 3,881,424
Total, FY 2026-27 Proposed Multi-Year Project Budget	\$ 6,251,869	\$ 1,119,913	\$ 7,371,782
Administration (AD)	\$ 360,000	\$ -	\$ 360,000
Fixed Route (FR)	\$ 3,871,005	\$ 754,419	\$ 4,625,424
Microtransit (MT)	\$ -	\$ -	\$ -
Paratransit (PT)	\$ 1,300,000	\$ (1,130,000)	\$ 170,000
IT and Bus Technology (IT)	\$ -	\$ 109,000	\$ 109,000
Multi-Modal (MM)	\$ 720,864	\$ 827,794	\$ 1,548,658
Reserves Funding (YT)	\$ -	\$ 558,700	\$ 558,700
Total, FY 2026-27 Proposed Multi-Year Project Budget by Program	\$ 6,251,869	\$ 1,119,913	\$ 7,371,782
Non-recurring operating expense projects funded with LTF (FY 2026-27)			
(NEW) FR-13 Zero Emission Bus (ZEB) Electrification Infrastructure	\$ -	\$ (187,000)	\$ (187,000)
(NEW) MM-04 Countywide Travel Behavior Survey	\$ -	\$ (57,000)	\$ (57,000)
FR-11 Downtown Woodland Transit Center	\$ -	\$ (302,000)	\$ (302,000)
MM-01 Yolo Active Transportation Corridors	\$ (68,432)	\$ (380,794)	\$ (449,226)
FR-03 Short Range Transit Plan	\$ (33,216)	\$ -	\$ (33,216)
MM-03 Yolo 80 Tolling Advanced Planning	\$ (67,000)	\$ -	\$ (67,000)
Total, FY 2026-27 LTF funding of Non-recurring operating expenses	\$ (168,648)	\$ (926,794)	\$ (1,095,442)
Total Capital & Planning Projects Reported in Budget Summary:			
	FY 25-26 Carryforward	FY 26-27 Appropriation	Totals
Administration (AD)	\$ 360,000	\$ -	\$ 360,000
Fixed Route (FR)	\$ 3,837,789	\$ 265,419	\$ 4,103,208
Microtransit (MT)	\$ -	\$ -	\$ -
Paratransit (PT)	\$ 1,300,000	\$ (1,130,000)	\$ 170,000
IT and Bus Technology (IT)	\$ -	\$ 109,000	\$ 109,000
Multi-Modal (MM)	\$ 585,432	\$ 390,000	\$ 975,432
Reserves Funding (YT)	\$ -	\$ 558,700	\$ 558,700
FY2026-2027 Capital & Planning projects	\$ 6,083,221	\$ 193,119	\$ 6,276,340

Section 3. Five-Year Operating Budget Outlook

Table 3 provides a five-year outlook with projected revenues and expenses based on current trends and operating experience. Expenses include annual inflationary and contractual escalators, while recurring revenues are held flat. This approach provides a more realistic forecast compared to prior projections prepared in constant dollars.

Expenditures	FY 2025-26		Five-Year Outlook				
	Final Budget	YE Projection	FY 2026-27	FY 2027-28	FY 2028-29	FY 2029-30	FY 2030-31
Operating Expenditure Budget ¹	\$ 21,551,008	\$ 18,612,354	\$ 24,319,120	\$ 25,184,409	\$ 26,198,947	\$ 27,329,179	\$ 28,387,452
FY26-27 Non-recurring operating expenses			\$ 3,374,428				
FY29-30 New Service VMT Mitigation Plan 2025 Estimates						\$ 4,200,000	\$ 4,200,000
Adjustment to 25% deposit to General Reserve	\$ -	\$ -	\$ 691,780	\$ 216,322	\$ 253,635	\$ 282,558	\$ 264,568
Scenario Expenditure Budgets in 2025 Dollars:	\$ 21,551,008	\$ 18,612,354	\$ 28,385,328	\$ 25,400,731	\$ 26,452,582	\$ 31,811,737	\$ 32,852,020
% Change - Recurring Operating Expense			13%	4%	5%	21%	20%
Revenues							
State Transit Assistance	\$ 2,845,000	\$ 2,845,747	\$ 2,049,079	\$ 2,049,079	\$ 2,049,079	\$ 2,049,079	\$ 2,049,079
Local Transportation Fund (FY 26-27 level) ²	\$ 5,654,000	\$ 5,654,000	\$ 8,117,343	\$ 7,312,922	\$ 7,312,922	\$ 7,312,922	\$ 7,312,922
Cache Creek Casino Transit Subsidy Funds	\$ 1,315,000	\$ 1,315,000	\$ 2,038,821	\$ 2,110,180	\$ 2,208,303	\$ 2,320,705	\$ 2,421,888
STA-SGR State of Good Repair Funds ³	\$ 325,000	\$ 325,000	\$ 572,962	\$ 572,962	\$ 572,962	\$ 572,962	\$ 572,962
STA PUC 99314 ⁴	\$ -	\$ 379,585	\$ -	\$ 474,481	\$ 474,481	\$ 474,481	\$ 474,481
Fare Revenue ⁵	\$ 1,370,000	\$ 1,295,072	\$ 1,225,000	\$ 1,225,000	\$ 1,225,000	\$ 1,225,000	\$ 1,225,000
Other: Fuel Sales/Advertising/Fuel Credits/Interest Etc. ⁶	\$ 1,319,008	\$ 975,000	\$ 1,201,369	\$ 1,201,369	\$ 1,201,369	\$ 1,201,369	\$ 1,201,369
UC Davis Causeway Connection Support	\$ 293,000	\$ 293,000	\$ 287,186	\$ 287,186	\$ 287,186	\$ 287,186	\$ 287,186
FTA 5311 Formula Funds:							
Rural Yolo County	\$ 204,000	\$ 204,214	\$ 212,442	\$ 212,442	\$ 212,442	\$ 212,442	\$ 212,442
FTA 5307 Formula Funds:							
UZA Woodland ⁷	\$ 2,468,000	\$ 1,888,415	\$ 4,130,649	\$ 2,020,000	\$ 2,020,000	\$ 2,020,000	\$ 2,020,000
UZA Davis ⁸	\$ 150,000	\$ 150,000	\$ 450,000	\$ 150,000	\$ 150,000	\$ 150,000	\$ 150,000
UZA Sacramento ⁹	\$ 126,000	\$ 895,321	\$ 1,513,891	\$ 900,000	\$ 900,000	\$ 900,000	\$ 900,000
FTA 5339 Formula Funds:							
UZA Woodland	\$ -	\$ -	\$ -	\$ 130,000	\$ 130,000	\$ 130,000	\$ 130,000
UZA Sacramento	\$ -	\$ -	\$ -	\$ 80,000	\$ 80,000	\$ 80,000	\$ 80,000
FTA competitive grants (42 Expansion, Causeway Connection)	\$ 720,000	\$ -	\$ -	\$ -	\$ -	\$ -	\$ -
CARES Act 100% reimbursement funds (Woodland & Davis UZA)	\$ 3,072,000	\$ 331,000	\$ -	\$ -	\$ -	\$ -	\$ -
SB125 formula-based capital program ¹⁰	\$ 1,690,000	\$ 2,061,000	\$ 5,894,805	\$ 557,000	\$ -	\$ -	\$ -
New Service: Yolo 80 VMT Mitigation Plan 2023 Estimates ¹¹	\$ -	\$ -	\$ -	\$ -	\$ -	\$ 4,200,000	\$ 4,200,000
Unrestricted Funds	\$ -	\$ -	\$ 691,780	\$ -	\$ -	\$ -	\$ -
Total Base Revenues	\$ 21,551,008	\$ 18,612,354	\$ 28,385,328	\$ 19,282,621	\$ 18,823,744	\$ 23,136,147	\$ 23,237,330
Base Funding Excess (Deficit)	\$ -	\$ -	\$ -	\$ (6,118,110)	\$ (7,628,837)	\$ (8,675,590)	\$ (9,614,691)
Potential Funding Solutions							
FTA 5307 Formula Funds - Unprogrammed	\$ -	\$ -	\$ -	\$ 3,906,667	\$ 2,925,495	\$ 2,071,281	\$ -
FTA 5307 Formula Funds - Sac Discretionary Shares (FY24 & FY25)	\$ -	\$ -	\$ -	\$ 787,560	\$ -	\$ -	\$ -
Increased use of LTF/other potential funding strategies	\$ -	\$ -	\$ -	\$ -	\$ -	\$ -	\$ -
Obtain Competitive Grants	\$ -	\$ -	\$ -	\$ -	\$ -	\$ -	\$ -
Use of Available Unrestricted Funds	\$ -	\$ -	\$ -	\$ -	\$ -	\$ -	\$ -
Subtotal Potential Strategies to Close Excess (Deficit)	\$ -	\$ -	\$ -	\$ 4,694,227	\$ 2,925,495	\$ 2,071,281	\$ -
Remaining, Base Funding Excess (Deficit)	\$0	\$0	\$0	\$ (1,423,883)	\$ (4,703,342)	\$ (6,604,309)	\$ (9,614,691)
Notes:							
1. Operating expenses include Contracted Transportation inflators starting in FY27-28 at 3.5%, 4.65%, 5.09% and 4.36% per MV agreement; Personnel 2%; Insurance & Fuel 3%; and other operating expenses at 2%.							
2. Local Transportation Funds (LTF) assumes historical percentages are retained by the jurisdictions in FY27-28. Increase in FY26-27 is to support non-recurring operating expenses.							
3. State of Good Repair (SGR) funds to be utilized towards facilities, regular and major vehicle maintenance.							
4. STA PUC 99314 is an annual apportionment to be used towards operating and capital needs. The District has approximately \$900K in unprogrammed available funds from FY23-24 to FY25-26.							
5. Fare Revenues assumes no increases. Special fares included in other revenues.							
6. Other revenues include fuel sales and renewable fuel credits, special fares, Low-Carbon Transit Operations Program (LCTOP) in FY26-27 projections.							
7. YoloTD has approximately \$7.1M in FTA 5307 UZA Woodland in unprogrammed available funds from FY23-24 to FY25-26.							
8. YoloTD has an informal agreement with Unitrans and City of Davis to limit the use of 5307 UZA Davis funds to \$150,000.							
9. YoloTD has approximately \$1.8M in FTA 5307 UZA Sacramento in unprogrammed available funds from FY24-25 to FY25-26.							
10. YoloTD has \$3.6M in SB 125 Cycle 2 to support \$2.9M in operating assistance and \$830K in major vehicle maintenance. The full amount of \$3.1M in Cycle 3 will be used to support FY26-27 operating assistance.							
11. Implementing transit service expansions contained in the Yolo 80 VMT Mitigation Plan. The first three years of this service are fully funded by mitigation (capital) dollars. After the first three years, the service will be funded by future toll revenue at the discretion of the Capitol Area Tolling Authority.							

Section 4: Annual Workplan

The attached FY 2026-27 workplan includes the continuation and completion of several multi-year projects, as well as several priorities that are new for this year.

New initiatives for FY 2026-27 include:

- Manage transition to new Transit Operations contract.
- Prepare a Countywide Transportation Improvement Plan to identify regionally significant capital projects in Yolo County, estimate funding need for maintenance and operation of the transportation system (including streets and roads, highways, transit and bike/ped trails) to improve coordination and funding competitiveness among Yolo County agencies.
- Procure a new, integrated transit technology platform to modernize dispatch, trip booking and real-time passenger information across all three services (Yolobus, BeeLine and paratransit).
- Improve paratransit management and cost containment through improved application and eligibility verification process and updating policies and zones where rides are available.
- New quarterly KPI reporting aligned with SRTP goals and MV contract requirements and prepare quarterly reports to better manage trends.
- Improved financial analysis and cost allocation processes.
- Board of Directors outing on Route 42 and BeeLine to experience the service, visit points of interest such as the new Woodland transfer point and interact firsthand with Yolobus passengers and bus operators.

Continuing multi-year priorities include:

- Educate, engage and collaborate with local and regional stakeholders to address potential future transit funding shortfalls and identify solutions to address the fiscal cliff for transit.
- Final approval and phased implementation of the Short-Range Transit Plan
- Continue working with Caltrans and the Capitol Area Regional Tolling Authority to deliver the Yolo 80 Managed Lanes project.
- Complete design and construction for a new transit transfer point in downtown Woodland to replace the County Fair Mall.
- Yolo Active Transportation Corridors (YATC) plan: complete design work for priority segments (Woodland – Davis and Esparto-Madison)
- Complete Capital Improvement Plan and Zero Emission Fleet Transition Plan.
- Transition to new tap-to-pay and mobile payment methods and phase out Connect Card.

Attachment: B

FY 26-27 Workplan: Executive				
ID	New or Continuing Priority?	Project Summary	Six Month Goal (Complete by Dec 2026)	One Year Goal (Complete by June 2027)
E-1	Continuing	<p>Address the Fiscal Cliff Research, education, and advocacy to stabilize transit funding and minimize service cuts.</p>	<p>Engage in collaborative discussions with key stakeholders about options for growing revenue to minimize transit service cuts and address other transportation needs, including local streets and roads.</p> <p>Quarterly Board discussions/updates on options for expanding funding</p> <p>Continued participation in SACOG-led discussions on regional approaches to address the transit fiscal cliff.</p> <p>Work with SACOG, SacRT and other transit agencies to negotiate updated MOU for federal transit dollars to maintain existing funding levels for Yolobus services</p>	<p>YoloTD Board approves roadmap to stabilize transit funding.</p> <p>Work with Unitrans and City of Davis to develop an MOU about how to allocate federal transit funding for the Davis UZA between Unitrans and Yolobus.</p> <p>Continued collaborative discussions with key stakeholders at the local and regional levels about shared solutions.</p>
E-2	New	<p>Dedicated Meeting Management Platform Transition to Civic Plus online agenda management platform to improve Brown Act compliance, including accessibility, translation and record retention requirements, and streamline packet development.</p>	<p>Build templates and prepare internal soft launch of new platform. Troubleshoot and Develop training materials and SOPs for all staff engaged in agenda and packet preparation.</p>	<p>Full migration to Civic Plus including all prior year packets, minutes and video links dating back five years</p>
E-3	Continuing	<p>Annual Calendar Establish an annual calendar that tracks recurring activities, grant cycles, reporting deadlines, major events and other important dates across all departments.</p>	<p>Collect internal calendars and recurring deadlines from all departments and prepare calendar</p>	<p>Incorporate calendar into Executive and staff meetings</p>

FY 26-27 Workplan: Transit Operations and Technology

ID	New or Continuing Priority?	Project Summary	Six Month Goal (Complete by Dec 2026)	One Year Goal (Complete by June 2027)
OP 1	New	<p>Manage Transition to New Transit Operations Contract Coordinate with MV and Transdev to ensure seamless transfer of services, assets, staff, and operational knowledge</p>	<p>Work with MV to fully implement their transition plan (May-August). Oversee onboarding and training of new personnel to maintain service continuity and safety standards (Customer service, software programs (Streets, Novus, RideCo).</p> <p>Work with Transdev to fulfill end-of-contract obligations related to fleet and facility repairs, continuity of service, data transfer, and other contractual obligations.</p>	Implement procedures for monitoring compliance with contract requirements, KPIs and regulatory standards.
OP 2	New	<p>Transit Technology Platform Procure new, integrated transit technology platform for Computer Aided Dispatch (CAD), Automatic Vehicle Locator (AVL), trip booking app for fixed route, microtransit, and paratransit services.</p>	<p>Review current Tripspark and RideCO system requirements for CAD/AVL and trip booking solutions across fixed-route and microtransit services, including integration, scalability, and user experience needs.</p> <p>Develop and issue procurement documents (RFP/RFQ) and manage the solicitation process.</p>	<p>Contract negotiations and award, ensuring alignment with agency goals, budget, and regulatory requirements.</p> <p>Coordinate system implementation, including integration with existing fare, scheduling, and dispatch systems, as well as data migration and testing.</p>
OP 3	New	<p>SRTP Implementation Implement SRTP recommendations by coordinating schedule adjustments, service changes, and operational updates across affected routes and services. Update all customer-facing materials to reflect new information. Conduct public outreach efforts to communicate changes to affected communities.</p>	<p>Restore Route 220 (Davis-Winters-Vacaville) in January 2027. In advance of launch, work with MV to coordinate operational updates to shifts and paddles. Update dispatch and GTFS info. Work with marketing team to conduct outreach and update public information materials (brochures, maps, signage, web) ahead of launch.</p>	Prepare for SRTP service changes that will launch in summer/fall 2027.

OP 4	New	<p>Improve Paratransit Management In conjunction with OP-2, which will improve technology for booking paratransit trips, make other improvements to strengthen management and contain cost growth of paratransit service. Key components of this project include:</p> <p>1) Procurement of new contract for processing paratransit applications and verifying eligibility;</p> <p>2) Updating paratransit policies and zones to align with SRTP service changes.</p>	<p>This project will begin in the second half of the fiscal year.</p>	<p>Define requirements and begin procurement of new technology solutions to support eligibility verification, scheduling, and service delivery</p>
OP 5	Continuing	<p>New Fare Payment Methods Complete transition to new payment methods including tap to pay and transit connect, and retire Connect Card.</p>	<p>Complete Phase 1 rollout of Transit connect app and Kuba Tap-to-Pay readers. Finish upgrading fare collection equipment and back-end systems to support contactless and mobile payments (In progress, Transit Connect App live as of March and Kuba device install happening in April)</p> <p>Implement customer and partner outreach including education on new payment options and timelines for phasing out the Connect Card</p>	<p>Complete Phase 2 of Tap to Pay Implementation rollout which includes full integration of Transit Connect with Kuba.</p> <p>Migrate all Connect Card users, including major partners such as Cache Creek Casino, to new payment systems.</p> <p>Retire legacy Connect Cards by Fall 2027.</p>
OP 6	New	<p>New quarterly KPI reporting Define key performance indicators (KPIs) aligned with SRTP goals and MV contract requirements, including service reliability, ridership, and customer experience metrics across all three modes (fixed route, microtransit, paratransit)</p>	<p>Identify KPI data sources and methodology for tracking, analyzing, visualizing and reporting data</p> <p>Develop standardized data collection, validation, and reporting processes to ensure accuracy and consistency</p>	<p>Design and produce new quarterly reports with clear visuals, analysis, and metrics for YoloTD board and ED report.</p> <p>Continue to monitor trends and benchmark performance against targets, identifying areas for improvement and corrective actions to make better informed decisions.</p>

OP-7	Continuing	Technology Equipment Replacements	<p>Replace the end of life and no longer working power backups in server room and main point of entry. Create scope of work for security and alarm systems replacements.</p> <p>Complete migration of working files from physical server to cloud-based (Sharepoint) file storage solution.</p>	<p>Begin procurement to replace end of life security and alarm system . Prepare and distribute RFP, manage vendor selection and compliance.</p> <p>Oversee installation, configuration, and testing of power backup systems, security and alarm upgrades.</p>
------	------------	--	---	---

FY 26-27 Workplan: Multimodal Planning

ID	New or Continuing Priority?	Project Summary	Six Month Goal (Complete by Dec 2026)	One Year Goal (Complete by June 2027)
P1	Continuing	<p>Woodland Transit Center Relocation</p> <p>This project implements the Board goal to relocate the County Fair Mall Woodland Transit Center to a transfer point in downtown Woodland on Main Street between 5th and 6th Streets. This project results from a multi-year process in collaboration with the City.</p>	Complete 90% design	Initiate construction. Construction is expected to be complete by X date.
P2	Continuing	<p>YoloTD 10-Year Capital Improvement Program</p> <p>Rolling 10-year plan to identify YoloTD capital needs and long-term costs. Project categories include Fleet Replacement, Facilities, Infrastructure, Equipment.</p>	Complete project, including fleet assumptions based on final approved SRTP. Present to YoloTD committees and Board of Directors for approval.	Update for FY 27/28 budget
P3	Continuing	<p>Yolo 80 Managed Lanes VMT Mitigation</p> <p>Project will result in final revisions to the Yolo 80 VMT Mitigation Plan and executed cooperative agreements with Caltrans and implementation partners.</p>	Complete revised VMT Mitigation Plan in partnership with Caltrans District 3, CCJPA, SacRT, and UC Davis	Execute VMT mitigation Cooperative Agreements with Caltrans

P4	Continuing	<p>Countywide Transportation Demand Management Program Expansion</p> <p>Expansion of existing Yolo Commute membership-based to a countywide transportation demand management program. Project develops and implements mitigation measure in the Yolo 80 Managed Lanes VMT Mitigation Plan.</p>	Begin development of detailed countywide TDM programming and delivery	Complete development of detailed countywide TDM programming and delivery
P5	Continuing	<p>Yolo 80 Equity Study</p> <p>Yolo 80 Managed Lanes equity analysis and potential Early Equity Action items for CARTA consideration to address project's equity impacts.</p>	Complete Equity Study	NA
P6	New	<p>Countywide Travel Survey</p> <p>Household and employment travel survey will provide the data needed to understand Yolo County travel behavior and track YoloTD's and member agencies' progress toward transportation system goals including congestion management and sustainability (i.e. climate action plans).</p>	Issue RFP, select consultants.	Complete study
P7	Continuing	<p>Yolo Active Transportation Corridors: Implementation</p> <p>Regular monitoring and coordination with project sponsors and regional agencies on progress toward YATC corridor implementation and proactively pursue funding opportunities.</p>	Monitor progress of four active projects in the county.	Complete annual Implementation Strategy update.
P8	Continuing	<p>Yolo Active Transportation Corridors: Design</p> <p>Project completes design of Madison-Esparto and Woodland-Davis segments.</p>	Complete design of Madison-Esparto and Woodland-Davis segments	NA
P9	Continuing	<p>Short Range Transit Plan</p> <p>5-7 year roadmap for providing fixed-route, paratransit, and microtransit public transportation services.</p>	<p>Board approval of network redesign and service level for FY 27/28.</p> <p>Board approval of Winters service change for Jan 2027</p>	Complete preparations for FY 27/28 implementation

P10	Continuing	Rural Transportation Needs Study Outreach efforts in recent years have uncovered serious transportation access challenges in Yolo County’s rural communities, particularly for low-income residents who lack access to personal vehicles. The Rural Transportation Needs Assessment is a staff-driven initiative to examine and document the mobility needs and barriers in Yolo County’s rural areas.	Begin engaging community on solution options	Complete study
P11	Continuing	Zero Emission Bus (ZEB) Electrification Infrastructure Project will design and construct up to 10 additional chargers with 20 heads and protective canopy with solar array bringing total charging capacity to 26 buses, consistent with state-mandated transition to a zero emission fleet over time.	Initiate Design	Completion of 60% design.
P12	New	Countywide Transportation Improvement Plan Analysis and identification of regionally significant transportation capital projects in Yolo County, along with estimates of funding need for operations, maintenance and minor improvements of the transportation system, to improve funding competitiveness for and coordination among YoloTD member agencies.	Initiate Project	Complete Admin Draft Plan

FY 26-27 Workplan: Finance and Administration

ID	New or Continuing Priority?	Project Summary	Six Month Goal (Complete by Dec 2026)	One Year Goal (Complete by June 2027)
FA-1	New	Improve Financial Analysis and Cost Allocation Processes Enhance analytical review of revenues, expenses, and funding sources to improve cost allocation, identify revenue opportunities, and better align financial resources with service levels and long-term financial sustainability.	Establish a framework of analysis (i.e. directional miles, Cache Creek funding review, competitive grants) including preliminary review of revenues, expenses, funding sources, and existing cost allocations. Provide preliminary findings and propose an action plan.	Implement improved cost allocation and ongoing financial analysis processes to support budgeting, forecasting, and identification of revenue and expense optimization opportunities. (i.e. specific costs will be allocated to cost areas based on an established methodology)

FA-2	Continuing	Financial Controls and Compliance Continuing strengthening financial governance by reviewing, updating, and implementing key policies and procedures to support compliance, internal controls, and ongoing prevention of audit findings.	Identify and prioritize financial policies requiring review and updates and complete draft revisions of key policies, including the procurement policy. Begin internal review and discuss with management team to seek operational feedback and address audit-related concerns.	Adopt updated Procurement Policy and other prioritized policies. Implement updated procedures, develop guidance materials and provide staff training. Establish a schedule to review the policies to ensure requirements are updated.
FA-3	New	Risk Management Improvements Review Risk Management Plan and determine areas of improvement including contract tracking and insurance requirement monitoring.	Critical areas identified and action plan prepared. Contracts are in review process. Insurance listing in progress.	In collaboration with a Risk Management consultant, the major areas of our Risk Management Plan are identified and the path to improvement or corrective action is established. Tracking list of contracts is established. Insurance tracking list established. Roles and procedures for risk management are more clearly defined.
FA-4	New	Human Resources Review human resources processes and priorities to ensure HR duties are appropriately delegated to HR support services consultant.	Assess existing HR support services contract, scope of work and budget. Identify areas where additional scope definition is needed. This may involve issuing a new procurement for HR support services.	Updated contract for HR support services in place. Priorities identified and planned.

FY 26-27 Workplan: Communications

ID	New or Continuing Priority?	Project Summary	Six Month Goal (Complete by Dec 2026)	One Year Goal (Complete by June 2027)
C1	New	Rebrand Paratransit Services Transition to new, more modern name for Yolo bus paratransit services.	Prepare scope of work for comprehensive rebranding strategy for paratransit services, including new name, logo, style guide, vehicle wraps, print and web collateral. Select vendor(s) to produce and install collateral.	Coordinate rollout of rebranding across vehicles, signage, social media, and website for public awareness

C2	New	<p>New Service Maps Create new, accessible service maps for and map templates for SRTP rollout, including an overall system map, for both print and digital applications.</p>	<p>Collaborate with Operations and Planning teams to define map requirements, service changes, and design standards.</p> <p>Publish RFP for map vendor to design new interactive digital system map and templates for printed maps.</p>	<p>New maps are created and ready to rollout with SRTP service changes, including large-format print maps (for bus stops), pdfs for print brochures and interactive online map.</p>
C3	Continuing	<p>Continue to elevate brand presence</p>	<p>Continue to design and order interesting swag Design new print materials to replace outdated ones Take steps to improve website user experience Prepare How to Ride Yolobus video</p>	<p>Prepare updated Communications Style Guide</p> <p>Work with Operations team on ways to improve data visualization for KPI reporting</p> <p>Identify key events that need to be on our calendar annually and figure out a staffing plan for those</p>
C4	Continuing	<p>Improve marketing to UC Davis affiliates and state workers who commute between destinations served by Yolobus</p>	<p>Refine recurring marketing program that coincides with academic calendar</p>	<p>Work with UC Davis to increase awareness and incentives for campus affiliates to take Yolobus</p>
C-5	New	<p>Board Outing on Route 42A/B and BeeLine. Organize weekday rush hour field trip for board members to experience the 42. Start and end at County Fair Mall in Woodland. Along the way, discuss ridership patterns, pending changes, points of interest. Talk to passengers. Stops at West Sac transit center, new Woodland transfer point.</p>	<p>Organize itinerary and coordinate all logistics for October 2026 event.</p>	



STAFF REPORT

TOPIC	ITEM NUMBER
Long-Range Calendar	<p>5</p> <p>Information May 11, 2026 CAC</p>

PREPARED BY:	J.Marte
ATTACHMENTS:	None

STAFF RECOMMENDATION(S)

The following agenda items are tentatively scheduled for upcoming meetings of the YoloTD Citizens Advisory Committee.

Long Range Calendar Agenda Items

July 27, 2026:

- Yolo Commute Program Expansion
- Update on Fare Payment Methods
- Yolo 80 Managed Lanes Update: Equity Study and Outreach

September 28, 2026:

- SRTP Service Change Recommendations